

**Title:**  
**CANCER**

**Part of the Following:**  
**Large Scale Study of the Safety and Efficacy**  
**of the SCIO Device**

**Chief Editor:**  
**Andreea Taflan DBF IMUNE**

**Edited and Validated By Medical Staff:**

**Mezei Iosif MD, Romania**  
**Sarca Ovidiu MD, Romania**  
**Igor Cetojevic MD, Cyprus**  
**Matthias Heiliger M.D. Germany/Switzerland**  
**Klara Hilf M.D. Hungary**  
**Anna Maria Cako M.D. Hungary**  
**Debbie Drake M.D. Canada**  
**Bacean Aurel MD Romania**

**Consultant:**  
**International Ethics, Lebedei 58,**  
**Oradea, Romania**  
**John Kelsey Phd, ND N.Z. Eng,**  
**Gage Tarrant LBT, C.H.T, USA, Somlea Livia Romania**  
**Richard Atkinson MCSP, Physical Therapist, West Yorkshire England**

**Developed By:**  
**The Centro Ricerche of Prof. William Nelson University of Venice +**  
**Padova, Italy**

**This study was performed in the field by practicing Biofeedback**  
**technicians. Data was collected and the study supervised by the Ethics**  
**International Institutional Review Board of Romania. The Data analysis and**  
**study presentation is done By the The Centro Ricerche, University of**  
**Venice + Padova, Italy**

## **Abstract:**

This study demonstrates the safety and effective qualities of the SCIO device used in a large scale study. A large scale study of over 97,000 patients with over 275,000 patient visits reported their diseases. Many of them reported this disease. And the results of their therapy is reported in this study.

The SCIO device uses the principles of Quantum Electro Dynamics (QED) as the base of an energetic medicine technique for healing. Bioresonance, Volt-Ammetry, Trivector, Provocative Allergy Tests, Infection Reaction Testing and Immune Stimulation, Electro-Acupuncture, Neurological-Stimulation, Biofeedback-Psychological Interaction, Muscle-Neurological Re-education, Homotoxicity and Homeopathy, Electrophysiological Diagnosis, Behavioral Management Therapy and more are advantage therapies registered for the SCIO device to perform on patients.

Cancer is a dys-regulation of the metabolic/reproductive epigenic rhythm. This dysfunction shifts the energy from metabolism to reproduction. Thus the cancer cells grow. This is explained in the PROMORPHEUS and in the IMUNE cancer video. The SCIO device can interrupt the epigenic dysfunction and thus destroy the cancer cells.

In this study the disease group total number of patients was **7,672**, with Subspace Treatment **2,109** patients, and **5,563** SCIO Harness Patients. There was Subspace Treatment 5,601 patient visits, SCIO Harness Treatment 16,720 patient visits.

The results show dramatic promise for the premise that the QED functions of the SCIO can have healing effects on a cancer patient. There was over 2,000 cases of cures reported in this study. More than fifty percent of the patients reported positive results. There was insignificant negative effects reported.

## **Introduction:**

**Over View:**

This Large scale research was designed to produce a extensive study of people with a wide variety of diseases to see who gets or feels better while using the SCIO for stress reduction and patient monitoring. The SCIO is a evoked potential Universal ElectroPhysiological Medical apparatus that gauges how a individual reacts to miscellaneous homeopathic substances. The device is registered in Europe, America, Canada, S Africa, Australia, S. America, Mexico and elsewhere. The traditional software is fully registered. Some additional functions where determined by the manufacturer to be worthy of evaluation. Thus a study was necessary to determine safety and efficacy. (As a result of these studies these additional functions are now registered within the EC)

An European ethics committee was officially registered and governmental permission attained to do the insignificant risk study. Qualified registered and or licensed Biofeedback therapists where enlisted to perform the study. Therapists were enrolled from all over the world including N. America, Europe, Africa, Australia, Asia, and S. America. They were trained in the aspects of the study and how to attain informed consent and transmit the results to the ethics committee or IRB (Institutional Review Board).

2,569 therapists enlisted in the study. There were 98,760 patients. 69% had more than one visit. 43% had over two visits. There were over 275,000 patient visits recorded. The therapists were trained and supervised by medical staff. They were to perform the SCIO therapy and analysis. They were to report any medical suspected or confirmed diagnosis. Therapists personnel are not to diagnose outside of the realm of their scope of practice. Then the therapist is to inquire on any reported changes during the meeting and on follow-ups any measured variations. It must be pointed out that the Therapists were free to do any additional therapies they wish such as homeopathy, nutrition, exercise, etc. Therapists were told to not recommend synthetic drugs. Thus the evaluation was not reduced to just the device but to the total effect of seeing a SCIO therapist.

Part 1. The emphasis was on substantiating safety followed by efficacy of the SCIO.

Part 2. Proving the efficacy of the SCIO on diseases (emphasis on degenerative disease)

Part 3. Proving the efficacy of the SCIO on the avant garde therapies of Complementary Med

Part 4. QQC standardization

**Methods and Materials:****SCIO Device:**

The SCIO is an evoked potential Universal Electro-Physiological Medical device that measures how a person reacts to items. It is designed to measure reactions for allergy, homeopathy, nutrition, sarcodes, nosodes, vitamins, minerals, enzymes and many more items. Biofeedback is used for pre-diagnostic work and or therapy.

The QXCI software will allow the unconscious of the patient to guide to repair electrical and vibrational aberrations in your body. For complete functional details and pictures, see appendix.

#### **Subspace Software :**

The QXCI software is designed for electro-physiological connection to the patient to allow reactivity testing and rectification of subtle abnormalities of the body electric. If a patient is not available a subspace or distance healing link has been designed for subspace therapeutics. Many reports of the success of the subspace have been reported and thus the effectiveness and the safety of the subspace link is part of this test. Many companies have tried to copy the subspace of Prof. Nelson and their counterfeit attempts have ended in failure.

#### **SOC Index :**

The SCIO interview opens with a behavioral medicine interview. This is called the SOC Index. Named after the work of Samuel Hahneman the father of homeopathy, he said that the body heals itself with it's innate knowledge. But the patient can suppress or obstruct the healing process with some behavior. Hahneman said that the worst way to interfere with the healing natural process was allopathy or synthetic drugs. Theses upset the natural healing process by unnatural intervention and regulation disturbance. Other ways to Suppress or Obstruct the Cure are smoking, mercury amalgams, stress, lack of water, exercise and many others. This behavioral survey then gives an index of SOC.

The scores relate to the risk of Suppression and Obstruction to the natural Cure. The higher the scores the more the Suppression and or Obstruction. The scores of 100 or lower are ideal. A copy of the SOC index questions appear in the appendix.

#### **Study Technicians :**

The study technicians were educated and supervised by medical officers. The study technicians were to execute the SCIO therapy and analysis. All were trained to the standards of the International Medical University of Natural Education. Therapists from all over the world including N. America, Europe, Africa, Australia, Asia, S. America and elsewhere were enlisted to perform the study according to the Helsinki study ethics regulations.

They were to chronicle any medical suspected or confirmed diagnosis. Therapists personnel are not to diagnose outside of the realm of their scope of practice. Then the study technician is to inquire on any disclosed observations during the test and on follow-ups report any measured changes.

To test the device as subspace against the placebo effect, two of the 2,500+ therapists were given placebo SCIO devices that were totally outwardly the same but were not functional. These two blind therapists were then assigned 35 patients each (only 63 showed). This was to assess the double blind factor of the placebo effect as compared to the device. Thus the studied groups were

A. placebo group, B. subspace group, and C. attached harness group.

Cross placebo group manipulation was used to further evaluate the effect.

**Important Questions** : these are the key questions of the study

1. *Define Diseases or Patient Concerns*
2. *Percentage of Improvement in Symptoms*
3. *Percentage of Improvement in Feeling Better*
4. *Percentage of Improvement Measured*
5. *Percentage of Improvement in Stress Reduction*
6. *Percentage of Improvement in SOC Behavior*
7. *What Measured+How (relevant measures to the patient's health situation)*
8. *If Patient worsened please describe in detail involving SOC\_*

After the patient visit is complete the data was e-mailed to the Ethics Committee or IRB for storage and then analysis. This maneuver minimized the risk of data loss or tampering. Case studies were reported separately in the disease analysis.

## MEDICAL DETAILS

### Cancer Categories:

A malignant tumor or neoplasm; a sarcoma or carcinoma.

- Unusual bleeding or discharge from any body site internal or external
- A lump or thickening in any area, but especially the breast
- A sore that does not heal
- A change in bowel or bladder habits
- Hoarseness or persistent cough
- Indigestion or difficulty in swallowing
- Change in size or shape or appearance of a wart or mole
- Unexplained loss of weight

Neoplasia

Neoplasia means 'new growth'.

## CLASSIFICATION OF TUMOURS

Tumours are currently classified according to their behaviour and tissue of origin. On the basis of their behaviour they can be separated into two main groups, benign and malignant. The malignant tumours can then be separated into primary or secondary (metastatic) tumours.

The principal points of distinction between the two groups are:

Benign

Malignant

Mode of growth

Expansive/pushing

Infiltrative		Circumscribed
	Poorly_defined margins	Encapsulated
	Non encapsulated	
Rate of growth	Slow and may cease	
Rapid		
Microscopic	Well_differentiated (i.e.	
Varying degrees of		
structure	closely resembles tissue of	
differentiation		
origin)		
Cells _ regular		Cellular and nuclear
pleomorphism (variation in		
size and shape)		
Absent or scanty mitotic		Increased mitoses
figures		
Necrosis		
Haemorrhage		
Metastases	Absent	
Present		
Clinical effects	Mechanical or hormonal	
Mechanical, destructive,		
hormonal, systemic effects		
Outcome	Rarely fatal	
Usually fatal		

These are general points to which there are many exceptions. Some tumours exhibit an intermediate type of behaviour and cannot be allocated to either category, e.g. giant\_cell tumour of bone.

Benign tumours usually end with the suffix \_oma. Malignant epithelial tumours are usually called \_carcinoma and malignant tumours derived from mesoderm \_sarcoma. Teratomas are derived from germ cells and tumours arising from fetal tissues or their remnants \_blastomas. There are exceptions to most of these rules, for example hamartomas are not tumours, seminomas and lymphomas are both malignant, so whilst these rules are helpful, caution is required in the use of terminology.

Tissue of origin		Benign
	Malignant	
Epithelial		
squamous		Papilloma
	Squamous carcinoma	

glandular		Adenoma
	Adenocarcinoma	
transitional		Papilloma
	Transitional cell carcinoma	
Connective tissue		
Fibrous tissue		Fibroma
	Fibrosarcoma	
Fat		Lipoma
	Liposarcoma	
Bone		Osteoma
	Osteosarcoma (osteogenic	
sarcoma)		
Cartilage		Chondroma
	Chondrosarcoma	
Smooth muscle		Leiomyoma
	Leiomyosarcoma	
Striated muscle		Rhabdomyoma
	Rhabdomyosarcoma	
Blood vessels		Haemangioma
	Angiosarcoma	
Lymphoid tissue		
	Malignant lymphoma	
Nervous system		
	Astrocytoma,	
Oligodendroglioma		
Ependymoma		
Trophoblast		Hydatidiform mole
	Choriocarcinoma	
Germ Cells		Benign teratoma
	Malignant teratoma	
Embryonic tissues		
	Nephroblastoma	
Hepatoblastoma		
Medulloblastoma (brain)		
Retinoblastoma		
Ganglioneuroma	Neuroblastoma (sympathetic nerve)	

## Teratoma

A teratoma is 'a true tumour composed of multiple tissues foreign to the part in which it arises' (Willis).

Teratomas originate by neoplastic change in germ cells (which in some cases may have been arrested in their migration from the yolk sac wall).

## Sites

1. Ovary (usually benign)

2. Testis (usually malignant)
3. Anterior mediastinum
4. Presacral
5. Retroperitoneal
6. intrapericardial
7. Base of skull and nasopharynx
8. intracranial, including pineal
9. Neck \_ usually within the thyroid gland

## NON NEOPLASTIC CONDITIONS OFTEN CONFUSED WITH TUMOURS

### Hamartoma

A hamartoma is a tumour-like malformation composed of a haphazard arrangement of mature tissues appropriate to the particular part of the body in which it is found. The distinction between a hamartoma and a benign tumour can be very difficult, and very occasionally malignant tumours develop from such malformations.

### Examples

1. Respiratory system
  - (i) Pulmonary hamartoma composed principally of mature cartilage but including columnar or cuboidal epithelium and fibrous tissue
2. Intestine e.g. Peutz-Jeghers' polyps in the small intestine associated with circumoral pigmentation
3. Multi-system involvement e.g. Tuberous sclerosis
  - (i) Skin papules \_adenoma sebaceum,
  - (ii) Angiolipomyoma in the kidney. (These can also occur without tuberous sclerosis.)

### Choristoma

A choristoma is composed of normal tissue at an abnormal site, e.g. ectopic pancreas in the small intestine or stomach or adrenal cells under the capsule of the kidney. They are not neoplasms but can rarely give rise to tumours.

## COMPLICATIONS OF BENIGN TUMOURS

1. Pressure effects
  - (i) Meningioma compressing brain or spinal cord
  - (ii) Uterine leiomyoma (fibroid) compressing endometrium
2. Obstruction
  - (i) Bronchial obstruction due to an adenoma
  - (ii) Blockage of the mitral valve by an atrial myxoma
  - (iii) CSF obstruction by an ependymoma
3. Ulceration and haemorrhage
  - (i) Leiomyoma of the stomach wall
  - (ii) Adenoma of the colon
4. Infarction, e.g. pedunculated leiomyoma
5. Rupture of cystic neoplasms, e.g. mucin-secreting cystadenoma of the ovary producing myxoma peritonei
6. Hormone production



- (i) Islet\_cell tumour of the pancreas producing insulin or glucagon
- (ii) Pheochromocytoma
- (iii) Adrenal cortical adenoma giving rise to
  - a. Cushing's syndrome
  - b. Conn's syndrome
- (iv) Pituitary adenoma
  - a. Acromegaly
  - b. Cushing's syndrome
- (v) Parathyroid adenoma
- 7. Malignant change

e.g. Adenomas of large intestine giving rise to adenocarcinoma, as occurs in sporadic adenomas and in familial adenomatous polyposis

## COMPLICATIONS OF MALIGNANT TUMOURS

### 1. Invasion

- (i) Direct spread within the organ of origin, e.g. squamous carcinoma of the lung or hepatocellular carcinoma in the liver
- (ii) Spread to adjacent organ(s), e.g. adenocarcinoma of the pancreas invading duodenum, stomach or colon
- (iii) Invasion through the peritoneal or pleural surface, e.g. adenocarcinoma of the stomach or lung

### 2. Metastasis

- (i) Carcinomas usually spread by lymphatic invasion and involvement of lymph nodes but also by vascular spread, e.g. squamous carcinoma of the lung invading regional lymph nodes with subsequent haematogenous spread to liver, bone and brain
- (ii) Sarcomas usually spread by vascular invasion, e.g. osteosarcoma spreading to the lung
- (iii) Lymphomas usually spread by vascular and lymphatic routes initially within the immune system

### 3. Obstruction

- (i) Stenosis of a hollow visceral structure, e.g. colon, bile duct, ureter by primary or secondary tumour
- (ii) Obstruction of lymphatic channels, e.g. peau d'orange of the breast caused by blockage of lymphatic channels by adenocarcinoma of the breast

### 4. Ulceration and haemorrhage

- (i) Ulceration of a mucosal surface by a primary or secondary tumour, e.g. adenocarcinoma of the colon or squamous carcinoma of the skin or adenocarcinoma of the prostate invading into the rectum
- (ii) Haemorrhage into a tumour, e.g. renal cell adenocarcinoma

### 5. Infarction

### 6. Rupture or perforation

- (i) Cystadenocarcinoma of the ovary causing myxoma peritonei
- (ii) Teratoma of the ovary rupturing into the peritoneum
- (iii) Perforation of carcinoma of the colon

### 7. Hormone production

- (i) Carcinoma of the lung producing

- a. ADH
- b. Parathyroid hormone related peptide (PTH\_rp)
- c. ACTH
- (ii) Malignant islet cell tumours
  - a. Glucagon
  - b. Insulin
- (iii) Malignant carcinoid tumours
  - a. Serotonin
  - b. 5\_Hydroxy indole acetic acid
- (iv) Renal cell adenocarcinoma
  - a. Erythropoietin
  - b. Parathyroid hormone related protein

## GROWTH AND SPREAD OF TUMOURS

The most important characteristics of tumours are their capacity for:

- A. Uncoordinated growth
- B. Invasion
- C. Metastasis

### A. Tumour growth

This is the result of:

- 1. The rate of entry and time spent in the cell cycle
- 2. Death of cells by:
  - (i) Apoptosis
  - (ii) Necrosis

In normal tissues the level of mitotic activity (i.e. the cell birth rate) is equal to the rate of cell loss so that the total number of cells is more or less constant. Where injury leads to cell loss in excess of the cell birth rate then atrophy or tissue damage such as ulceration will result. In neoplasia, the cell birth rate exceeds cell loss so that there is progressive accumulation of tumour cells. In some tumours, the cell birth rate although exceeding cell loss, may be lower than the prevailing level of mitosis in the surrounding tissue of origin, and this may explain the poor response of such tumours to radio\_ or chemotherapy. Tumour growth progresses in two ways:

- 1. Expansive growth. Purely expansive growth is a feature of many benign tumours and produces a circumscribed, encapsulated neoplasm, e.g. fibroadenoma of the breast
- 2. Infiltrative growth is usually a reflection of invasion and can be recognised around the margins of a malignant tumour.

### B. Invasion

Direct spread of tumour in continuity occurs along the following:

- 1. Microscopic tissue spaces (interstitial spread)
- 2. Lymphatics \_ permeation as a continuous cord of tumour cells
- 3. Veins and capillary blood vessels, e.g. renal cell adenocarcinoma along the renal vein
- 4. Coelomic cavities, e.g. pleural spread of lung cancer or peritoneal spread of

colonic adenocarcinoma

5. Cerebrospinal spaces, e.g. malignant gliomas
6. Epithelial cavities, e.g. uterine tumours spreading along the Fallopian tubes or into the cervix

The mechanisms underlying the invasive properties of malignant cells are not known but invasion can be blocked if protein synthesis is inhibited indicating that invasion is an active process. The following factors have been suggested as possible explanations.

1. Increased motility, loss of adhesiveness, and loss of substrate dependence
  - (i) Loss or down-regulation of laminin or collagen receptors and cell adhesion molecule abnormalities
  - (ii) Increased production of autocrine motility factors
2. Loss of contact and density inhibition

The failure of malignant cells to show the normal inhibition of mitosis and movement on contact may be due to:

- (i) Loss of responsiveness to inhibitory cytokines
- (ii) Defects in trans-membrane communication
3. Fibrin production

Fibrin is deposited around the growing margins of many tumours. The Organisation of this deposit may lead to the formation of blood vessels, lymphatics and stroma, bringing nutrition to the tumour and encouraging its growth. On the other hand, the fibrin deposit may be a host reaction tending to limit the growth of the tumour. Its role in tumour spread is therefore doubtful.

4. Enzyme production

Although mention has been made of 'microscopic tissue spaces' and 'lines of cleavage' as routes of invasion, in reality these are filled by a relatively dense interstitial matrix composed of collagen (Types I and III), glycoproteins, and acid mucopolysaccharides (proteoglycans). This matrix forms a dense meshwork which does not normally allow the passage of cells. Furthermore, invasive cells of epithelial origin must first traverse a dense basement membrane composed of Type IV collagen.

It has now been shown that many tumours secrete collagenases capable of digesting the interstitial matrix together with a distinctive metalloproteinase which degrades basement membrane collagen. Such destruction of the extracellular matrix by proteolytic enzymes is believed to facilitate invasion. Elastase is also secreted by some tumour cells. In addition, production of plasminogen activator by tumour cells and the subsequent formation of plasmin might be important in:

- (i) Removing fibrin from around the advancing tumour margin
- (ii) Releasing pro-collagenases from the cell membrane
- (iii) Increasing vascular permeability for tumour cells

Inhibitor proteins from the surrounding tissues or the tumour cells can block metalloproteinase activity. Such factors include tissue inhibitors of metalloproteinases (TIMPs) and plasminogen activator inhibitors (PAIs). Loss of these genes may facilitate invasion.

### C. Metastasis

Denotes successful growth of tumour in the body at a site distant from its primary location.

The metastatic potential of a tumour is dependent on:

1. The site, histological type and grade of tumour
2. Access of the tumour to lymphatic, vascular and other tissue/organ spaces and their drainage
3. Specific properties of the tumour cells as well as those of the site of the metastasis

Detached tumour cells take the following paths:

1. Lymphatics
2. Blood vessels
3. Coelomic spaces
4. Cerebrospinal spaces
5. Epithelial cavities

#### 1. Lymphatic spread

This is most commonly associated with carcinomas, but is frequently seen with malignant melanoma and malignant teratoma of the testis.

Results of lymph node involvement:

- (i) Invasion of adjacent tissues:
  - a. veins
  - b. trachea, skin, etc.
- (ii) Compression of neighbouring structures, e.g. superior vena cava syndrome
- (iii) Further dissemination by diversion of lymph flow
- (iv) Lymphoedema of limb or scrotum

#### 2. Blood spread

This occurs typically with sarcomas and as a later feature of spread from carcinomas.

There are three continuous phases:

- (i) The invasion of blood vessels by tumour cells Mechanism
  - a. Production of degradative enzymes weakening blood vessel integrity
  - b. Imperfect endothelial lining of tumour blood vessels allowing direct access by tumour cells (especially in sarcomas)
  - c. Loss of cell\_to\_cell adhesiveness
- (ii) The transport of tumour cells by established vascular pathways. The presence of circulating tumour cells may be a common feature of tumours and does not inevitably lead to metastases
- (iii) The lodgement, attachment, and growth of tumour cells at the distant site. The arrest of circulating tumour cells is not a result of non\_specific mechanical trapping, but probably is determined by the cell surface properties of the tumour cell such as adhesion molecules. The variation in these surface properties and their differing affinity for arrest may explain the organ specificity of metastatic tumour spread.

Examples of organ specificity

- a. Carcinoma of the breast, thyroid, kidney, lung and prostate frequently metastasise to bone

- b. Carcinoma of the bronchus often involves the liver and adrenals
  - c. Carcinoma of the colon and rectum spread to the liver
  - d. Seminoma (testis) spreads to the lung
  - e. Sarcomas spread principally to the lung but also to liver and brain
3. Coelomic spaces Examples
- (i) Spread from a gastric or intestinal primary to the ovaries (Krukenberg tumours)
  - (ii) leural spread of lung and breast cancer
  - (iii) Peritoneal spread of ovarian carcinoma
4. Cerebrospinal spaces  
Primary tumours of the CNS may spread via the subarachnoid space or the ventricular system and give rise to seedlings distant from their origin.
5. Epithelial cavities  
This mode of spread is rare. One example is implantation of desquamated tumour cells from an intestinal carcinoma into anastomosis sites during surgical removal.

## PATHOLOGICAL ASSESSMENT OF NEOPLASIA

Three features of a tumour must be determined

- (i) The tissue of origin and type of tumour (p. 183)
- (ii) How far in its natural history has it progressed \_ the stage of the tumour
- (iii) How aggressive is the tumour \_ the grade of the tumour

### Origin and type of tumour

The mode of spread and its extent are strongly influenced by the site and tissue of origin and the nature of the tumour. Furthermore the form of treatment will often be dictated by these factors.

### Stage

The stage of a tumour is determined from the degree of invasion and the presence and extent of metastasis.

A frequently encountered example is in colorectal cancer Dukes's staging. This is a widely used modified scheme:

- (i) Stage A: invasion through the muscularis mucosae has occurred but the tumour has not penetrated through the muscularis propria. Survival 90%
- (ii) Stage B: The muscularis propria is breached but no metastases are detected. Survival 60%
- (iii) Stage C1: Peri\_tumoural lymph node involvement is present. Survival 40%
- (iv) Stage C2: The highest lymph node resected, i.e. the node at the vascular tie, is involved. Survival 20%
- (i) Stage D: Distant metastases to the liver or unresectable local disease. Survival 0\_5%.

Staging systems differ depending on the type, site and clinical behaviour of the tumour.

## Grade

Two tumours at the same stage may have very different outcomes as one may behave more aggressively than the other. The aggressiveness of the tumour is often reflected by the 'grade' of malignancy. The grade is usually based on the degree of similarity of the tumour to the fully mature 'differentiated' state of the tissue of origin.

- (i) Well differentiated/low grade \_ closely resembles tissue of origin
- (ii) Moderately differentiated/intermediate grade
- (iii) Poorly differentiated/high grade \_ difficult to recognise the tissue of origin

## PREMALIGNANCY

It is frequently possible to recognise precursor lesions of malignant tumours. Often these are benign tumours such as colorectal adenomas which precede colorectal adenocarcinomas. In other situations a benign tumour is not present but morphological abnormalities may still be identified. These abnormalities are called dysplasia.

## Dysplasia

A pre\_malignant disturbance of cell proliferation and maturation. It is generally assumed that once initiated dysplasia will inevitably progress (through increasing grades of severity) to an invasive malignant tumour. However, it must be said that evidence is accumulating that dysplasia can remain static or regress.

The most severe end of the dysplasia spectrum can be synonymous with intra\_epithelial carcinoma or carcinoma\_in\_situ. Dysplasia is recognised by:

- 1. Pleomorphism of cells (excessive variation in shape and size)
- 2. Hyperchromatic nuclei and increased mitotic activity
- 3. Loss of polarity (orientation) of cells
- 4. Disordered maturation
- 5. Absence of invasion

Dysplasia and carcinoma\_in\_situ are found in:

- A. Squamous epithelia
  - 1. Cervix uteri \_ 'Cervical Intra\_epithelial Neoplasia (CIN)'
  - 2. Vagina and vulva (VIN)
  - 3. Oro\_pharynx and oesophagus
  - 4. Larynx
  - 5. Skin
    - (i) Paget's disease of the skin

This is usually (but not invariably) associated with an underlying but separate adenocarcinoma and is found in the nipple, axilla, anus, and vulva

- (ii) Bowen's disease (intra\_epidermal carcinoma)
  - 6. Bronchus in areas of squamous metaplasia

- B. Transitional epithelium of the urinary system, especially in the bladder

- C. Columnar secretory epithelia
  - 1. Gastric mucosa in

- (i) Chronic gastritis
- (ii) Margins of a chronic peptic ulcer (uncommon)
- (iii) Menetrier's disease (rare)
- 2. Large intestinal mucosa
  - (i) Ulcerative colitis
  - (ii) Crohn's disease
- 3. Small intestinal mucosa (rare)
  - (i) Crohn's disease
  - (ii) Coeliac disease
- 4. Ducta(epithelia
  - (i) Breast \_ atypical hyperplasia and intra\_duct carcinoma (also lobular carcinoma\_in\_situ)
  - (ii) Bile ducts
  - (iii) Pancreatic duct
- 5. Endometrium

#### D. The bone marrow \_ Myelodysplasia

The importance of the premalignant phase is that removal or treatment of the lesion may prevent it becoming invasive or spreading. Screening for neoplasia is usually based on identifying the premalignant or early malignant stages of the disease.

### Results:

Before we review the direct disease improvement profiles, we need to review the overall results. The first most basic of question in the results is the basic feedback of the generic patient conditions.

1. *Percentage of Improvement in Symptoms*
2. *Percentage of Improvement in Feeling Better*
3. *Percentage of Improvement Measured*
4. *Percentage of Improvement in Stress Reduction*
5. *Percentage of Improvement in SOC Behavior*

The SOC index gives us great insight to this study. Each disease has a different cut off where the ability of the SCIO to help was compromised. As a general index scores of 200 + where much less successful.

**This groups significant SOC cut off was 80.**

The Large scale study had over 98,000 patients and 275,000 patient visits we have direct evidence of the safety and efficacy. A placebo group was used for the large scale test to help validate the results.

This disease group total number of patients was **7,672**

**Subspace Treatment 2,109 patients, 5,563 SCIO Harness Patients**

## **OVERALL ASSESSMENT**

### **A. Subspace Treatment 5,601 patient visits**

There were 4 cases of patients who reported a negative Improvement.  
None of these cases reported any major difficulty.

There were

11 cases reporting no improvement of Symptoms, .002% of Subgroup

15 cases reporting no improvement in feeling better, .002% of Subgroup

11 cases reporting no improvement in stress reduction .002% of Subgroup

*27%--- Percentage of Improvement in Symptoms*

*27%--- Percentage of Improvement in Feeling Better*

*28%---.Percentage of Improvement Measured*

*35%-- Percentage of Improvement in Stress Reduction*

*6 %----Percentage of Improvement in SOC Behavior*

### **B. SCIO Harness Treatment 16,720 patient visits**

There were 5 cases of patients who reported a negative Improvement.  
None of these cases reported any major difficulty.

There were

14 cases reporting no improvement of Symptoms, .001 % of Subgroup

15 cases reporting no improvement in feeling better, .001% of Subgroup

15 cases reporting no improvement in stress reduction .001% of Subgroup

*56%--- Percentage of Improvement in Symptoms*

*57%--- Percentage of Improvement in Feeling Better*

*63%---.Percentage of Improvement Measured*

*75%-- Percentage of Improvement in Stress Reduction*

*20%----Percentage of Improvement in SOC Behavior*

### **CASE STUDY REPORT CONDENSATION:**

There were 2,032 cases reporting complete cancer cures within one month of therapy. These were mostly cases with little synthetic chemical therapy. The personal confidential case reports will be published later.

“From: Larry & Maria

Reg: Lung pictures before and after EPFX-SCIO

06-15-----06-28-2006

Hello:



We have owned and operated the QXCI-EPFX-SCIO for over 2 years and have several people and animals that are very happy with the results.

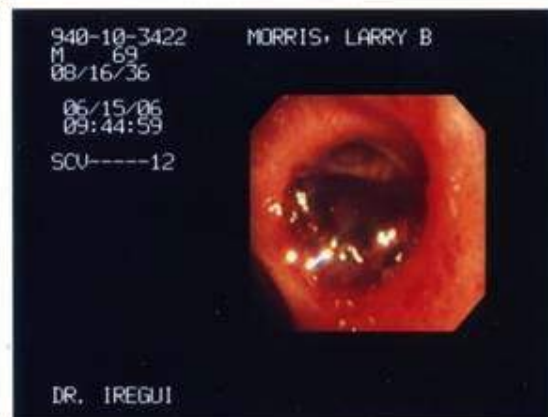
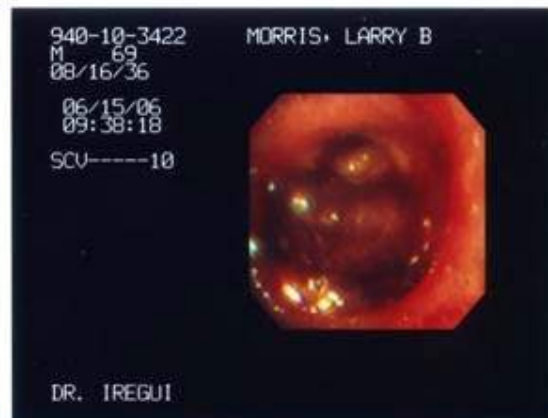
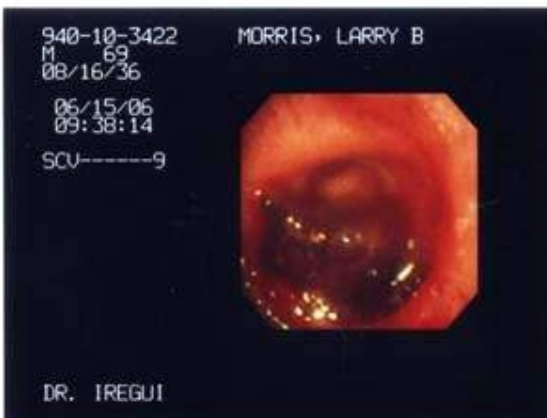
On 06-15, this year after a few days of spitting up blood, my Doctor sent me to a Pulmonary Specialist and they on the said date went down into my lung through my throat and took the above picture related to as "before". The Doctor called in another Specialist who there are only three in the State of Washington where I reside, and this Doctor after viewing a Cat Scan, and other X-rays of my chest, and the mentioned lung picture, stated that he would have to go into my lung in the same manner as was done on 06-15, and use electric fire and burn away the tumor to see what was behind the said matter. He advised me of the dangers. Also that it was believed to be the C word. Between 06-15 and 06-28-06 myself, my wife and a friend with a SCIO worked on my lungs.

On 06-28, the Doctor went into my lungs and took the second picture and was astonished that there was nothing there.. I had told him that the blood coming from my lungs had stopped.

I certainly credit the SCIO and I believe it is a wonderful tool for all living creatures and for my good fortune to having been introduced to it and above all, following through with owning one.

Respectfully yours, Larry and Maria

## Tumor Before SCIO Treatment

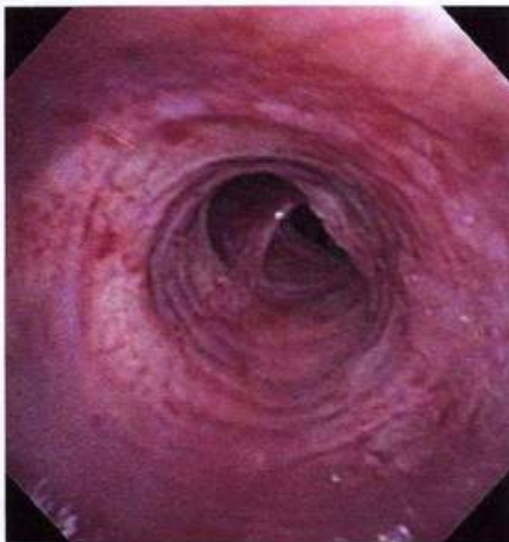
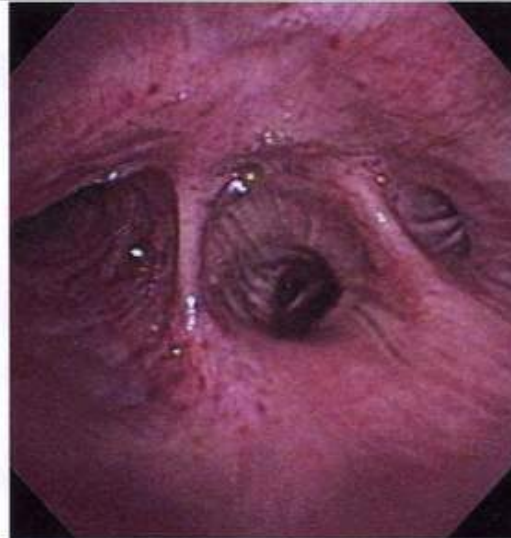


## Two Weeks Later, After SCIO Treatment Tumor Gone

St. Joseph Medical Center

Patient Name: Larry Morris  
Procedure Date: 6/28/2006 11:30 am  
SSN: \_\_\_\_\_  
Age: 69  
Room: Room 1

Gender: M  
MRN: \_\_\_\_\_  
Date of Birth: 8/16/1936  
Admit Type: Outpatient  
Attending MD: Navdeep Rai



RUC

RLL

RML

Hi again. Just a note to follow up on the lungs. On Oct. 20<sup>th</sup> I did a follow up CT Scan for the Pulmonary Doctor on my lungs and he gave me the good news that everything is fine and only scars where the tumors had been. No tumors now. Just to let you know that we credit the QXCI-SCIO for the good news. I have been doing weekly follow ups on the SCIO. Happily Larry....

**End of Testimonial 2006.06.28.”**

**“Testimonial 2007.2.16**

Latest pics of one of my cancer patients before during and after - Alistair

Pictures 1-16 show a skin tumor (Class 5) falling off, after Each SCIO treatment 16 in all



Fig 1



Fig 2





Fig 3



Fig 4



Fig 5





Fig 6





Fig 7 tumor feel off Path report of tumor confirms it malignant





Fig 8



Fig 9



Fig 10





Fig 11



Fig 12





Fig 13



Fig 14



Fig 15



Fig 16 tumor gone skin on way to health

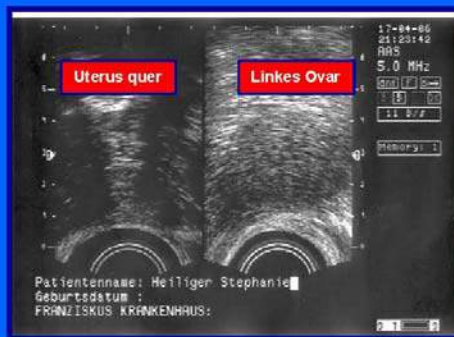
**End of testimonial**  
**skin tumor New Zealand**  
**2007.2.16"**



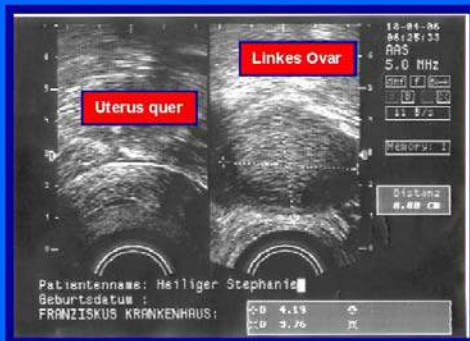
„ An own case in the  
Heiliger Family“  
An invertet ovarian  
tumor on the left side



V. a. Ovartorquierung (Eierstockstieldrehung)  
links mit Einblutung  
in Zyklusmitte am 17. 4. 2006 abends mit  
akuter Symptomatik und Klinik



V. a. Ovarotorquierung (Eierstockstieldrehung)  
und Einblutung links am 18. 4. 2006 morgens mit  
gleichem Ultraschallbefund, jedoch **völliger**  
Beschwerdefreiheit nach 12 - stündiger SCIO -  
Behandlung



# Morphologischer Befundvergleich

17.4.2006  
abends



18.4.2006  
morgens



Stephanie Heiliger

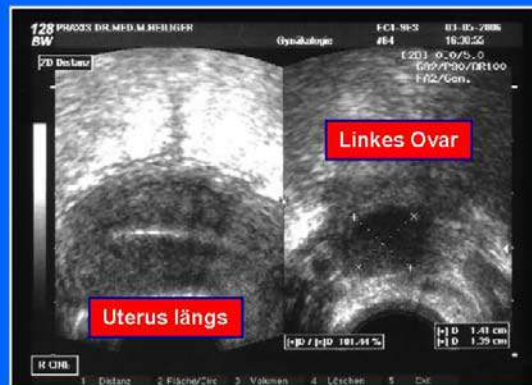
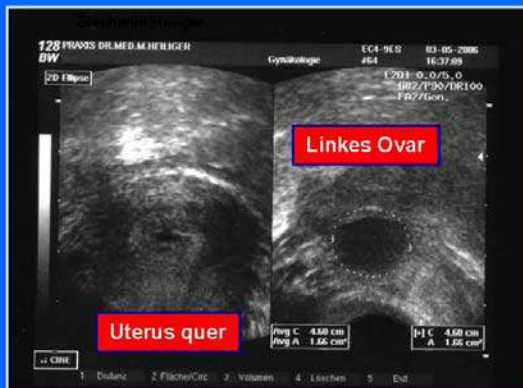
©2006







Befund am 3.5.2006 im Nachmittag nach  
**wiederholter SCIO - Behandlung** mit  
 resultierender normozyklischer Hypermenorrhoe  
 am 30.4.2006  
 (13. Tag nach Akutereignis in Zyklusmitte)



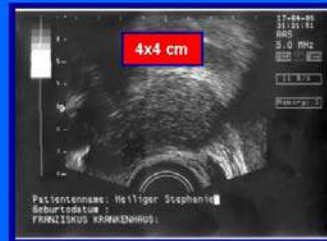
Stephanie Heiliger

©2006



# Morphologischer Befundvergleich

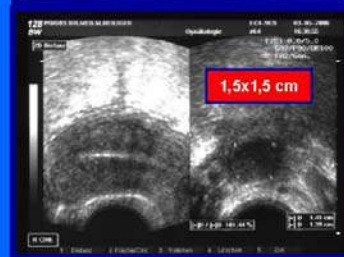
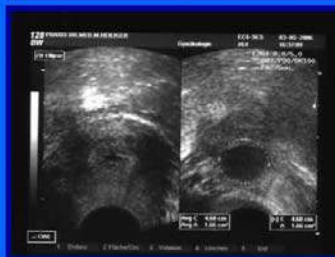
17.4.2006  
abends



18.4.2006  
morgens



3.5.2006  
Im Nachmittag



©2006



“2000 10 Romania, Oredea

A 47 year old women is diagnosed with a tumor in her breast. She has five session on the SCIO and the tumor is gone.”

“2001 4 Romania, Oredea

A 44 year old women is diagnosed with a brain tumor. She has five session on the SCIO and the tumor is gone.”

“2002-6 Hamburg, Germany, report from BW

A 35 year old women presented to a SCIO therapsit with a large grapefruit sized tumor 40cm on her left arm tricep area. She was told by her family doctor and his cancer experts, that the tumor on Xray had tenacles wrapping all the down her spine. thus it was inoperable. After two sessions on the SCIO in one week, she was grocery shopping and the tumor and all of it's tenacles dropped off of her body. this large octopus seh

described hit the floor and split into many pieces. she bled profusely and was taken to the emergency by paramedics. After transfusions, the doctors were amazed that the cancer and all signs of it were gone.”

“2002-6 Shigishoura Romania

A 35 year old man presents with headache. Doctor scans show a 5 cm lesion in the parietal lobe left. the doctors assume that there is cancer. the SCIO system reports no cancer, but rather a parasite. the man gets chemotherapy and dies. After death the autopsy shows no cancer, but a worm parasite is found. “

“2002 10 Romania, Oradea

A 27 year old women is diagnosed with a tumor in her breast. She has four session on the SCIO and the tumor is gone.”

“2002-8 London Eng

A 45 year old man with a 33 cm tumor in his upper right chest, gets SCIO treatment. After three treatments the tumor starts to shrink. Ten treatments later the tumor is gone.”

“2002-11 Stockholm Sweden BH

A small girl aged 8 has an inoperable brain tumor. She is losing energy from the chemotherapy, and doctors say she has little time left. She is on the SCIO for the first time and she reports some pain on her limbs during treatment. The therapist reassures her that as the life returns she will have some pain, just like there is some pain when blood returns to your arm after its is asleep from you sleeping on it. After two sessions her life and vigor return. After four sessions she is normal and goes for cancer scan, all cancer is gone. “

“2002 5 Romania, Oradea

A 32 year old woman is diagnosed with a brain tumor. She has ten sessions on the SCIO and the tumor is gone.”

“2003-1 Athens Greece

A 23 year old woman has an inoperable tumor in her liver. After Five treatments with the SCIO the tumor is not detectable.”

“2003 10 Romania, Oradea

A 29 year old woman is diagnosed with a tumor in her breast. She has five session on the SCIO and the tumor is gone.”

“2004-2 Virginia

A boy aged twelve has a tumor growing on his face. the parents take him to a EPFX therapist and after just 4 weekly sessions the tumor is smaller by 50%. two sessions two

months later, the tumor is gone.”

“2004 7 Romania, Oradea

A 48 year old woman is diagnosed with a brain tumor. She has five sessions on the SCIO and the tumor is gone.”

“2005-1 Budapest Hu.

A 19 year old woman has an inoperable tumor in her liver. After six treatments with the SCIO the tumor is not detectable.”

#### “QUANTUM XRROID REPORT

Feb 3 2006

CC: Left axillary breast cancer recurrence with drainage from a whitish \$2 lesion in left axilla with some pus drainage of yellowish color slight odour, no fever, some pain esp around swelling of edema in armpit, with no hand puffiness. Some stiffness of neck with ONE SMALL LEFT NODE

PMH: Ectopic pregnancy, G3P2A1, menopausal,

Breast cancer IDCIS left nipple duct in 2000, treated with lumpectomy, followed with no chemo or radiation, then 1 year on , 1 year off herceptin, then again Sept 05 to Jan 06 recently stopped for risk of heart protection and fear its not helping. Past lymph node biopsy done Sept 2005 and reconfirmed another nearby location of infiltration with positive breast node biopsy for H2 receptors.

Negative CXR< Neg bone scan, negative liver renal ultrasound, Simon MUGA test of heart 73% pumping capacity'

PMH: fall age 50 with whiplash neck, arm, shoulder right sided soft tissue injuries, fell on tailbone with back and head injury no LOC

No diabetes, no htn, hx of hypoglycemia

TRavel: North america, south america to argentina, chile , hawaii caribbean, vienna, Hikiing in Austria in unclean moldy place, became ill after swallowing shower water, next day with lump in stomach and couldnt breathe with sweats and chills ,central europe, HX of ANA elevated. noise sensitive

On exam alert afeg NAD with sl yellowish skin tone without sclerosis with no jaundice with bp 117/2 P 78 R 14 T 36.8

Meds: Herceptin 110 mg iv weekly just stopped after 6 months

Aromasin 30 mg po od

Allergies: tobacco smoke, fume sensitivity, food allergies

Chest clear CVS N hs no mgr nppp no soa, gi soft nontender with swollen spleen and left axillary swollen drainage breast cancer with no impetigo no CVT no thyroid goitre, but brawny copper skin Gait normal, reflex normal, downgoing toes, dry skin, moonless nails, mild heberdon nodes of distal phalanx PIP. assess: Stress pain and relaxation needs for cancer patient, rule out prolactin abnormalities from food poisoning or occult parasites which alter tyrosine copper zinc ratio causing thyroiditis, breast duct over stimulation, mood disturbances, hyperacoustic hearing stuttering, tired adrenals.

Plans; SCIO scan to detect stress bioresonance

Treat pinworm with vermoz 100 mg bid x 3 days rx5, treat tapeworm with biltricide 600 mg po tid, psyllium gluten free diet, add bioflavonoids coq6-10, rest, fluids follow up blood work, see fam doc

After four session the breast lesion is gone.”

“2004 Washington D.C.

I had a tumor of the large intestine that had metastasized to many parts of my body, including the bone, pancreas, and lymphatics. Doctor gave me months to live. I was on the EPFX for just two sessions when I could feel improvement. the subtle electrical stimulation seemed to stimulate my energy level. After ten sessions the cancers were reducing. I could feel my body defeating them. Doctor Nelson is an angel who has developed a device that can electrically activate the immune system of the body. A safe, effective, and inexpensive device that has many exciting potentials. But because it is drugless I fear that the drug companies will attack him. Dr Nelson please do not give in. Fight for us.”

“I am working with the SCIO-System since 4 years. In my practice my patients are mainly chronically ill patients with e.g. following diseases:

Auto aggressive diseases like ALS, Multiple Sclerosis, Crohn Disease,

Colitis Ulcerosa, Lupus e.,

Chronically digestion Problems

Rheumatism, Fibromyalgia, Spinal Column Problems,

Various Cancer Diseases like Lung Cancer, Mammary Cancer, Leukemia,

Stomach Cancer, Liver Cancer,

Neurologically Diseases like ADS, Depressions, Trauma, Brain Injuries,

Allergies

Skin Diseases like Neuro-Dermatitis, Psoriasis

## Migraine

I have used the SCIO to measure my patient's reactance to many various items which electrical patterns are digitally stored in the system.. I have used the device for therapy on my patients and it is highly accepted from them, because it is safe, showing no side-effects and is non invasive.

The SCIO-System treats the body's electric in a safe biofeedback way which helps the body to reactivate its body's own healing capacitance to finally come back to a well functioning body-regulation-system. It might appear a little futuristic if you do not know the background of the system, but if you would take the chance to look a little deeper, I am sure you would agree on its scientific validity and benefits.

Bottrop, Germany”

“56 year old man with long history of 3 bouts of cancer, radiation and chemo treatments. Arrived with chronic severe lower back pain from his last surgery two years previously. After one 60 minute treatment on the QX the patient stood up and was totally pain free for the first time in two years. The effects lasted approximately 5 days and then we continued with another treatment with the same success. The time between treatments grew longer and longer. The patient was very happy with the results and referred several more people into the clinic. “

“My first experience of having a Quantum session was quite amazing.

I had not said anything to the technician that my eye sight was cloudy when I would look in the distance. I had been telling myself that I should go to the eye doctor and see what he would have to say about it. But that wasn't even a concern that day of my session, and I never mentioned it, or even thought of mentioning it to her.

Anyway the next morning my eye sight was clear and has been since. This is about 4 years ago. I researched this and found that this was one type of a cataract. And because of this, I researched the device and had one session a month for 6 months before buying a device for myself.

I also had eye floaters and they are gone too.

I have fibromyalgia. It has been 4 years that I have had my device. When I over do muscles with cleaning windows, painting and etc. it would take me about a week to work out the pain using my hot tub and then applying essential oils at bed time.

Now I don't feel any stress caused by pain the next day when I use the hot tub, oils and do a session on myself before going to bed.

I had colon cancer 8 years ago followed with 6 months of chemo. I had awful chemo brain fog. My head felt awful and my concentration was really bad. I gained 35 pounds in 35 weeks. My joints were so painful that I would cry. I was dizzy and I couldn't

stand the humid weather. I tried a couple drugs but they made me feel worse. I then found coral calcium and took a mega dose of it for 6 weeks and in 3 weeks my sore joints were all gone and my weight gain quit as soon as I started the coral calcium. I started on a mega dose of oxygen drops and my dizziness went away in about one month, and my body felt much better from my fibromyalgia. This was because the oxygen drops helped with the lack of oxygen to my brain (my dizziness) and with fibromyalgia, which I have read is one cause of lack of oxygen to the tissues.

But my concentration and memory was still very bad when I got my device. I was scared!

When I started working on my stress in the NLP panel the rectification numbers were way down in the teens and single numbers, and they went up and down, up and down, in that area for several sessions before going higher and higher. I also had many stressed areas of the brain. It took me 10 months to clear the stress. Each month I think back at the month before how I felt, and I knew I am making improvements each month, with all my stress. I often wondered if the brain would of been the place my cancer would of returned if it weren't for all my natural health.

I also take **a lot** of wholefood supplements. I still take my oxygen drops every day. I take only 1/4 of a sleeping pill which I got hooked on them when I had chemo. But I'm down to just 1/4 of one.

I have not doctored with any health problems for 4 years.

I have had some nerve problems in my arm when I would drive in the car and my arm would rest on the door handle arm rest area too long. When I get it, I do a session and the pain is gone the next morning. It is longer and longer between times when I get it now.

Years ago I would get neuritis (Pain) in my head when we would go snowmobiling and I would have to go in and get a shot for it. Last winter I got it just from going without my head being covered in the cold (Minnesota winters). Well I did stress management for it and in 3 days it was all gone.

I would get a bad sinus infection every winter and would sometime have to take a couple rounds of antibiotics. I have not been to the doctor with that problem for several years. I also use essential oils for it. Since I got my device, my nose does not run all the time like it used too.

My husband had a sty that would come and go quite often, several times a year. When addressing that stress with a stress management session, it was gone the next morning, and it's been over a year, and it has not returned.



A friend of mine put her back out lifting on a client of hers. She had been to the Chiropractor twice and Massage therapist twice. She then come to me on a Sunday afternoon. She was experiencing a lot of stress due to pain. She could hardly walk up my steps and it was very painful for her to sit and stand up again.

The next morning she was pain free with just a sore spot - to the touch- in one area of her behind.

City unknown”

“I am working with the SCIO-System since 2 years.

In my practice my patients are mainly chronically ill patients with e.g. the following diseases: Spine problems, slipped discs, unable to sleep, parasites, attached from perverse energie, allergies, cancer, problems in the intestine (doctor did not find the reason), chronique fatigue.

I have used the SCIO to measure my patient's reactance to many various items which electrical patterns are digitally stored in the system. These reactance-data have been very important and helpful for me to make my final medical diagnosis for the patient.

I can state that these evaluated data of the SCIO-system have been very accurate and very valuable to confirm my diagnosis.

I have used the device for therapy on my patients and it is highly accepted from them, because it is safe, showing no side effects and is non invasive. The Scio-system treats the body's electric in a safe biofeedback way which helps the body to reactivate its body's own healing capacitance to finally come back to a well functioning body-regulation-system.

It might appears a little “futuristic” if you don't know the backgrounds of the system, but if you would take the chance to look a little deeper I am sure you would agree on its scientific validity and benefits.

Munchen, Germany”

“I am so grateful to have been able to purchase the EPFX SCIO. I have so many incredible stories, I will share a few snippets:

When I moved into my office I offered free half hour sessions to the people in the building. The first gentleman that came in was not a 'health enthusiast' and came in and sat down with crossed arms and a scowl on his face. I thought 'this is going to be a long day,these people are not really on this wavelength.' I noticed that one of his highest reactive numbers was for 'radon.' So I asked if he knew why he might be reactive to a

gas. He started to smile and sit up straight and uncross his arms. He said, "I have a fake fireplace in my apartment and I thought I lit it last night. After 20 minutes I smelled gas and realized that it hadn't lit. That is a magic machine that it could detect I was exposed to gas. If I hadn't known it, you could have just alerted to me to a possible real problem. Thanks so much."

I was doing an open house and the young girl that was selected for the model started telling us that she has an active brain tumor, cancer, had recently had brain surgery. Oh my, I was feeling scared doing this in public with my projector. I know you don't like us not filling in the SOC, but for the demonstrations we find it is good to show that we don't 'tell the device' anything and yet it shows the stress in the system. So the audience and I knew her history, yet none of that was listed in the EPFX. When I opened up the Bodyviewer and selected 'unconscious choice' this is what came up: Brain, tumor, tumor reducing..we all just sat there with our mouths open in amazement as the device was showing us exactly what the young girl had just told us was her diagnosis!

City unknown"

"A 7 year old with medically pre-diagnosed rheumatoid arthritis came into my office in severe pain. She was unable to move without major discomfort, playing with any mobility, bike riding and running were out of the question. Even sitting was agonizing and she sat the majority of her time reclined. Using the EPFX to attempt to rebalance her stress she showed continual progression in her improvement. By looking at imbalances in minerals, vitamins, amino acids, and fatty acids her mother was able to make some lifestyle changes in the child's eating habits to help her balance those frequencies. After 8 visits the child's knees, which were equivalent to very large grapefruits in size, had reduced to normal dimensions and other inflamed areas and joints had also gone to a more normal size. She was now able to go out biking and playing with her siblings and school friends. The mother reported that the doctor did not know what was happening, but that he was ecstatic and as she quoted "whatever you are doing please keep doing it for her, it seems to be working."

Shortly after this time her aunt decided to purchase a device and the child's biofeedback care was turned over to her. I saw the children and their mother a month ago and she is looking healthy and is no longer in pain according to the mother. Another success story using biofeedback.

I am not an expert in the field of AIDS or HIV but I received a 56 year old male homosexual client in need of help. He was determined to use natural methods, supplements and stress reduction of massage and biofeedback to maintain his health and keep his HIV at bay. He decided to use the biofeedback therapy every other week

and has done so for over a year. During this time it has been interesting watching his imbalances; when there are more he informs me he is under more stress at work, when the numbers are more balanced he informs me it's been a very relaxing period in his life. He has continued to amaze his physician and his counts continue to improve. Under one very stressful period his counts decreased and he added homeopathics which were to help with balancing his thymus and came in for his normally scheduled visit. He rebalanced to the doctors amazement and has remained stable and happy over the past two years. He now makes an appointment when he feels highly stressed and is only on a maintenance visit as he calls it.

A 39 year old woman who is having a stressed second marriage, and has been in three long term relationships is unhappy because she cannot get pregnant. Her current husband does not wish for more children as his two are teens and this is causing more stress according to my client. She does not understand why she cannot get pregnant and neither can her medical doctors so she has decided to try biofeedback. I worked on her for several visits and she reported that she was feeling much less anxiety in her life. Using this technique of biofeedback and realizing that her hidden emotions were causing her more stress she agreed to talk more to her husband about their issues. She reported back to me on her 7th visit that she was expecting a baby. Our appointments were terminated at that time until after pregnancy and I am happy to report that she delivered a healthy, happy and wonderful baby boy just after to her 40th birthday. She then scheduled her "a tune up" after that when she felt overly stressed.

A 46 year old woman with diagnosed Fibromyalgia was helped into my office. She was taking 7 prescribed medications and felt that they were no longer helping her and that she was getting worse and worse. Her decision was to try more alternative help and try and de-stress her life. We began her appointments. Over the next year of monthly visits she and her doctor reduced her medications down to only one, and her Fibromyalgia rarely flared any longer...unless she became overly stressed. She latter purchased her own EPFX for her families private use, although I do still see her as a client about every six months, when she says it's "her turn to get pampered".

A 35 year old woman with five children came to my office. She was always tired, had constant headaches, heart palpitations and anxiety attacks, and was under a doctors care. The doctor could find nothing wrong with her. Her family had grown up Amish and had convinced her to seek outside help for her problems other than her medical doctors. She came to my office once a week for a month and then monthly for the next six months. While she was doing biofeedback for stress reduction she realized that she had the energy for her children, was able to function as she should and had very few anxiety attacks. She has since purchased a biofeedback device to try and help herself and her family remain healthy.

A 69 year old woman with major stress started seeing me for stress. She was working two jobs and had divorced and felt a failure, yet she could not keep from being in contact with her ex-husband. She stated she felt unloved and that everyone abused and used her and she was tired of being depressed. We began Biofeedback sessions, she chose to come in on a weekly basis even though the sessions appeared to be helping longer than that. It did not take me long to discover that the biofeedback was only part of her help. What she needed the most was simply a shoulder to lean on and someone to talk to. It is sad when someone has to pay for a friend that they feel has nothing to gain from them talking to them. She stated that her "friends" always had an ulterior motive for seeing her and talking to her. She started de-stressing enough that she began dreaming at night of past issues and traumas of her childhood and realized that this is one of the reasons she was feeling so depressed and admitted that she had been feeling suicidal. But, that with the help we had gotten from Biofeedback she no longer had the wish to die. I suggested that in order to speed up her past traumas she seek professional help and gave her the name of a psychologist who could help with past life trauma as well as trauma regression. She started to see this professional and continued to come to the office for a monthly appointment. This continued for two years. She remained health and felt fine and has gradually decreased her appointments. When I began traveling more and at the office less I referred her to a different biofeedback technician.

A 56 year old male who had served in the Gulf War made an appointment at my office. He had been exposed to Agent Orange and had returned injured and with Paranoid schizophrenic he was currently under the care of the VA Hospital. At that time he could not go out during the day without help and medication for fear of someone hurting him. The voices in his head were telling him to kill himself and that other were after him. After six weekly his trust to me and willingness to talk had increased, he had informed me the voices had reduced but he was still having much of the same symptoms as before. At this time he informed me that he had a metal plate in his skull from his war injury, so we changed the placement of his electrodes within the next three visits he reported that he was much better. He had gone to the VA and they were extremely impressed with the biofeedback therapy he had been undergoing. If things were better yet again at his next appointment they were going to re-evaluate his medication and they suggested he continue the biofeedback. We continued with two more biofeedback sessions using the EPFX and he made his next appointment at the VA hospital, where they not only re-evaluated but removed his medication. Many of these prescription's were psychotropic medications; his body did not respond well to this and within two days of this removal he tried to commit suicide. He was then institutionalized.

A 65 year old male who had a cancer scare with previous skin melanoma had decided

to try biofeedback and alternative health therapy. He and his wife 63, had both been feeling very tired as of lately and more stressed than in the past, because of this they decided to try biofeedback. After one visit they realized they were sleeping better and feeling more energy. They decided to continue this process on a monthly visit. They continued this process for a year while going to their physician who had been watching several pre-cancerous lesions. Most of these lesions had disappeared and both the doctor and the client were thrilled. They now remain on a yearly visit with biofeedback to monitor their stress levels.

A 76 year old woman who had taken care of her sister came into the office. Her brother had died a year before and her sister had cared for him while he was sick with a stomach issue. Shortly after this her sister became ill for several months with the same mysterious symptoms that the brother had had and she had taken care of her until her death. My client was now nervous because she had had diarrhea for over 6 months which were part of the same symptoms. We began biofeedback and had 10 days until she was scheduled for a colonoscopy. She had earlier had a cancerous polyp removed from the colon and was concerned of what would be found now. Because of our limited time we met every other day to do stress balancing using the EPFX. She went to her scheduled appointment and was pleased to report to her doctor that the diarrhea was now gone and that she was feeling better. She was able to eat more now that she had been over the past six months without felling bad and able to keep the food down and had begun to put back on some of her earlier weight loss. The colonoscopy test was complete and showed only one bacterial polyp. She was thrilled with the results.

Michigan, U.S.A.”

“Client: 62 year old female. After running a test on the EPFX I noticed that she was showing many signs of stress having to do with female issues, specifically menstrual issues. At 62 I knew that was unusual and asked her if she was having any female problems. She had been a bit skeptical when she first came and had not revealed any existing issues. At that time she said " how could you possibly know that? I have had my period for the last 12 days". Knowing that was not normal, I suggested that she visit her doctor. The next time that I saw her she was very emotional and thanked me. The condition was pre cancerous and they were able to catch it before it became life-threatening.

City unknown”

“I had a client with a swollen lymph node near her ear - it was causing her a lot of discomfort. After only one session for stress relief, she reported the swelling had gone down and the area around the lymph node was no longer painful.

A client was suffering from burning and stinging pain and itching deep in the tissues in

her shoulder and arms. This pain was worse during the night and she was getting very little sleep. After six to eight EPFX sessions for stress, the pain and itching were significantly reduced and she could sleep through the night.

After three or four EPFX sessions for stress relief, a client diagnosed with emphysema was able to discontinue her oxygen. She still relied on her steroid inhaler for occasional asthma attacks, but refused to make dietary or lifestyle changes that might have helped to alleviate the asthma.

A client had been suffering with neck and back pain from a car accident which occurred over 20 years ago. She felt an immediate relief from pain after only one session stress relief.

A client called me one night from California seeking relief from severe flu-like symptoms. I used sub-space for her session. The next morning she reported feeling much better and was able to rest soon after her distance session for stress began.

A client called from Texas - her husband had fallen and was in the hospital with a serious concussion, bleeding on the brain, and broken bones in his shoulder. After several distance sessions to relieve stress, the bleeding stabilized and his doctors and physical therapists were amazed at the rate that his injuries were healing.

A friend asked for help for her mother recovering from a mastectomy. I started a distance session for stress about the time she was placed in the recovery room at the hospital. She reported very little pain and healed very quickly - not only physically but emotionally as well.

New Mexico, U.S.A."

"I was diagnosed at age 11 with polycystic kidney disease and spent most of my twenties really ill. Low energy levels, headaches, gout attacks, high blood pressure, insomnia as well as getting up for a wee every two hours or so at night... Very frustrating... - as a result I know I was prescribed far too many allopathic drugs and was on some sort of anti-biotic every few weeks or so, and a box of myprodol painkillers only lasted a month. This all contributed to my failing health and by age 29 I was told by a renal specialist that I have 5 years left on my kidneys before I would go into renal failure and require dialysis.

My father died at age 57 of the same disease, around the same time I was given this grim picture.

Luckily fate intervened and I was introduced to Sheelah Jacobs for a 1 1/2 hour qxc session. I was totally unconvinced as I felt nothing and my accountant brain could not understand this alternative treatment. The following day I felt as if a bus had hit me and

I knew on some level, something had happened. I believe I underwent a healing crisis and the next 6 weeks were a blur. I slept like the dead (slept walked to the bathroom though)... so I decided to keep an open mind and continued going for a session every month.

The sessions definitely knocked me out and I usually slept most of the following day after a session, my body really responded well and there was nothing subtle about it.

Six months earlier I had been having bad dental problems and needed to undergo root canal treatment which I had put off. Our family have bad teeth and I was not immune. Eventually after 7mths of qxci treatments I went to the dentist to have the treatment. I don't know who was more shocked, him or me when the x-rays revealed nothing! No holes, no bad teeth - nothing to work on and I walked out in utter amazement.

I then went for a renal check up and had the specialist report on my extremely strange results. My scan (physical picture of the kidney) did not match the actual renal function test done. It was impossible (according to her) that a kidney looking like that could perform so well. My kidney was in fact functioning better than a healthy person and at a 100% - totally unheard of. She was shocked,.... but I knew better.

That is when I started to investigate the qxci with more interest and eventually after research and continued sessions - I plunged in and bought my own for home use.

Needless to say my interest soared and I learnt so much by taking on guinea pigs - they taught me so much and eventually I started taking clients on a part time basis. This ultimately led on to me leaving the corporate accounting profession and working full time from home.

I have seen so many people shift and their lives improve. I know with all my heart that this device is indeed tomorrows medicine today and I am so grateful that it found me. I have awakened and I know I have work to do.

I am now 36 and my latest kidney scan is still phenomenal - kidney function was 99% and I have not been on anti-biotics in years, I no longer suffer from gout, nor do I get those awful headaches. On top of it - I can generally sleep through the night and very rarely get up once to go to the bathroom. My energy levels have soared and I am a totally different person.

I have been blessed to personally meet Bill Nelson and have hugged him and told him... thank you. His spirit is so large - we have no idea. I feel only love towards this great spirit.

A few short months after going full time as a qxci/scio practitioner, my husband (age 33)



was diagnosed very unexpectedly with a brain tumor. 8cm x 5cm - mixed oligodendroglioma / astrocytoma... He was given 4 weeks to live and if they operated a 90% chance of being permanently paralysed and possibly only having 6 mths to live.

This happened in July 2006 and I began doing qx sessions on him in earnest. He underwent an extremely successful operation and then did chemo and radiation - along with alternative therapies such as regular qxci/scio sessions, detox foot patches, and nutritional supplements.

6 months later, we packed it all up and travelled Africa... (he had now been given a year to live, and he intended to live it). We came home every two months for scans and qxci/scio sessions and then were off again. We ended up traveling for an entire year and got back 1 Dec 07.

His latest scan shows that the tumor is shrinking and is now only 2.5cm - and once again the medical world is amazed. They have taken his case as a case study, but when it comes to discussing our alternative choices, their limited minds cannot acknowledge it. It is a pity that they are unable to expand their minds to learn more about what we both know.

City unknown"

"The first thing I did with our biofeedback computer was run a customer who was told he had cancer. He had a basketball sized tumor on his stomach and had been to Mexico in the Donsbach clinic. I used Rife frequency to zap the cancer. I think I ran him three times -- each time using a different strategy. The last time I ran him, it came up in the risk profile that cancer was no longer a risk. I told him. He was shocked and speechless. Then he got happy. He said he was going to the Mayo Clinic to get checked. A couple of days after his appointment I found out they confirmed that he was cancer-free.

I run myself the most. I am 61 years old. I haven't been to a doctor in years and years, except for elective things like laser eye surgery. I look like I'm 40. I ride a bike, ski, play golf, play the piano, write company literature etc. I give the magnets some credit but since I've been using the computer I've felt better than ever before. I have probably had one cold in the last year with no flu. I do the anti-aging programs.

Female patient, 54 years old. Her issues were menopause. Her hot flashes were unbearable. In the middle of the session she started getting a hot flash and it never materialized. Her symptoms are decreasing and decreasing regularly.

City Unknown"

"A Boulder, Colorado Biofeedback Practitioner saw a 45 year old woman lawyer with late stage breast cancer. She admitted that the stress of a high profile Denver law practice was a major factor in her onset of cancer. Skeptical of biofeedback's benefits, she agreed to a 90 day stress detection/management program. In those 3 months, and after 6 biofeedback sessions with the EPFX, she reported to the Practitioner a complete remission of the breast cancer, proven to her and her family with well documented cancer marker tests from her Denver Oncologist.

A Boulder, Colorado Biofeedback Practitioner saw a 3 year old child with external skin warts that covered most of her small frail body, even her face. She was not able to attend daycare because of the fear the daycare center had about the possibly contagious nature of the child's condition. After 2 biofeedback sessions over a 6 week period all external body warts subsided and the child began to thrive and was shortly after that allowed back into the daycare program with no further relapse of the condition and its symptoms.

A Boulder, Colorado Biofeedback Practitioner saw a young 28 year old married woman that was diagnosed with infertility and who was desperately wanting to have children with her newly wedded handsome and healthy husband. Soon into the young marriage she was beginning to blame herself and was accepting a very poor image of herself due to her inability to conceive. After a 3 month period of regular, weekly biofeedback sessions, the Practitioner received a note in the mail announcing the good news that she had conceived and the attending Doctor reassured her of a happy and healthy birth that coming spring.

Colorado, U.S.A."

"Six years ago I came down with a mystery disease. My doctors ran tests and could not come up with a diagnosis and therefore considered this illness to be psychological in nature. From my perspective it was not only psychologically challenging but the physical symptoms were also very challenging to live with. The laundry list includes extreme fatigue and anxiety, insomnia, skin rashes, palpitations, nausea, vomiting, fevers, neurological buzzing sensations, dizziness to the point of almost blacking out, seizures, vision problems etc. As a last ditch effort, I tried the EPFX to help reduce my stress levels from living in this horrible state. To my amazement, I immediately felt peaceful and calm and the anxiety had disappeared. In that moment I knew that I needed to know more about this amazing technology. Without question, I purchased a device to help me unravel the web of ongoing stress. And it worked. With the help of a knowledgeable doctor and the EPFX, we determined that I had been suffering from Lyme disease. I was able to bring my body, mind and spirit back into balance by using the device weekly. I also established a nutritional and homeopathic program which helped to rebuild my body. If it weren't for the EPFX, I honestly don't know if I'd be here writing this today. Thank you Dr. Nelson for your amazing contribution to the world and for saving my life.

I have a female client, 48 that had a grapefruit sized tumor removed from the temporal lobe of her brain. After the operation, her speech was severely affected, it was hard for her to remember words and she had several unusual behavioral tics. Following her surgery, she began working with the EPFX on a weekly basis and now her speech and memory is perfect and her behavioral tics disappeared. At one point, the doctors noticed that the tumor was growing back. She resumed her sessions with the EPFX and 2 months later when she returned to her doctors to discuss having the second tumor removed, they discovered that the tumor had disappeared. The only thing that she had been doing differently was she had began her EPFX sessions again. Needless to say, both she and her husband were thrilled and she is tumor free.

I have a 54 year old male with esophageal cancer. he has been receiving chemotherapy and radiation treatments. When the radiation treatments began (once a day for 6 weeks) the doctors warned that by week two, he would be having trouble swallowing and that it was very likely that he would need a feeding tube in his stomach by week two. Well, he sailed through his radiation treatments and did not have any burning discomfort in his esophagus until the very last two radiation treatments. We have been working with the EPFX weekly for almost five months. He has not needed a feeding tube and has been eating on his own. he will have tests soon to determine the state of the tumor.

City Unknown”

### “Case 1

22-year-old female student who gets into an auto accident and while being examined they find a cancerous nodule on her thyroid.

**Stress History:** Started with no Symptoms

**Auto accident** – December 4, 2006- Injured neck. Put on Vicodin, Valium, Relpax for migraines, Compazine for nausea, Naproxen – Joint pain and a muscle relaxant. Tried Elavil – as migraine preventatives – made her sleep 22 hours a day. Started Effexor 2 days later, – had adverse reactions – Wake up with heart racing, chest tight, thought she was dying, muscle spasming, difficulty breathing swallowing, could not think straight. Was perscribed Allegra for allergies and sinus congestion – adverse reactions- constantly made nose run.

**Medical Diagnosis:** Thyroid Cancer – Diagnosed after injury in Dec 2006 – routine check up – found a nodule on thyroid.

Dec 26 2006 - Complete Thyroidectomy, Perscribed. Remeron – for nausea while going through radiation – adverse reaction of swelling and lethargic. Darvocet post thyroidectomy operation – gave me nightmares.

**Post Surgical Symptoms:** Tired, weak, nauseous, constant pain, muscle aches, could not think or concentrate, constipation, abdominal pain, hungry but could not eat, nausea, attention deficit, degenerated, very sickly, whole body hurt, total fatigue, migraines, muscle aches, joint aches, neck pain, general body weakness. Sleeping 18

hours a day.

**Biofeedback Sessions** – Six 1 ½ to 2 hour sessions from April 17<sup>th</sup> to July 17<sup>th</sup>.

April 17th, 2007, First Session

Taking– Valium, Relpax, Compazine, Naproxen, Allegra, and Levothroid

Symptoms: Sick of being in pain, had zero energy, depressed, pessimistic, unmotivated, apathetic, withdrawn, felt sick all the time and slept 14-16 hours a day. Not able to concentrate, difficulty driving, and could not go to work or school. Did Radioactive Iodine Treatment and spent one week in isolation after taking two pills of radioactive iodine I131.

July 17, 2007- last session.

Off all medications except Levothroid.

Feel great. A little tired. Still having some constipation with difficulty digesting proteins. I am much more active. No migraines in 3 weeks. Can focus better, still having problems with linguistic elements, word formation. Started taking Omega and Iron, multi vitamin and mineral, helping. Sleeping average 9 hours and have good energy throughout the day. Much less muscle and joint pain. Increased range of motion in neck and back areas. No longer depressed. She feels optimistic and motivated.

“Quantum Biofeedback lifted this black cloud out of my body comprised of pain, negative feelings, thoughts and sickness, illness and weakness. I’ve been much better at being able to stay in the present and try to focus on positively and healing and taking care of my body. The sessions have helped me overall to heal my body, bringing my taste back, helping me sleep, making me be more in touch with changing my activities and lifestyle, directing me on how to take care of myself so I can heal better. I’ve recommended it to just about everybody I know who is suffering from ailment that they have not been able to treat. Either if Allopathic medicine has not worked or they want a more holistic approach.

City Unknown”

“Treated everyone in my family (using harnesses) when they showed first signs of viruses (particularly bad winter for viruses in my area) and without exception, all viruses minimized or gone by the next day. These were, however, not diagnosed by a physician.

Treated a 16 year old girl with stress fractures in her feet. She is a ballet dancer and bulimia showed in her matrix. This was unknown to her parents. Low minerals were also showing. After one treatment she had 60% less pain – this is after months of traditional approaches.

Treated a 40 year old female with whiplash following a car accident. Previous approaches were physiotherapy , ice, acupuncture, deep massage, exercise, etc. No relief as she is a hairdresser and it was the Christmas season (busy busy busy). After one treatment with the EPFX she had approximately 50% less pain. Subsequent to the

second treatment she had virtually no pain despite working long, hard hours at work in less than ideal postures.

Treated a 26 year old male with brain cancer, going through a second brain surgery. On the day of subspace treatment, he was scheduled for tests for memory, etc. and reported that he felt extremely strong. He also feels that the recovery from his surgery is dramatically different from his previous surgery. Treated my own back, which I injured for the 3rd time this year by lifting my baby. I suspect it was a bulging disc. The two earlier episodes left me in bed, immobilized, for 2 days each time. This third time, with the device, I was able to go out to an event that same evening.

Treated my own acute abscess. Device reduced bacterial infection from a situation needing morphine to a pain free, non infection state

Vancouver, Canada"

FIBROID TUMOR SYMPTOMS, NECK, INFLAMATION, SLEEPING, PARASITE:

The biofeedback system have helped with my fibroid tumor symptoms. I have had two months of normal periods now. I have had a better energy quality level. My neck pain and my inflammation are much better. With the first time the pain in my neck was gone. Sleeping is good now and I can sleep really, really deep, which I had never experienced before. The tingling in my foot is gone and the worm that was under the skin in my hand is completely gone."

Ft. McCoy, FL

"1.Female - age 33 diagnosed with liver cancer she had regular weekly visits with the EPFX for an entire year. She is now cancer free it's been 4 months as of this writing.

2.Male - age 54 diagnosed with lymphoma he had regular weekly visits for 6 months. He is now free of cancer.

3. Female - age 72 diagnosed with Leukemia. She had regular weekly sessions for 6 months as of today her medication is half what she was taking. She has more energy and also now a boyfriend he's 80.

4. Male age 55 - severe back pain could not move or get out of bed. One session and an evening of rest he was back at work. His partner of 6 years stated it takes him weeks to recover, she has never seen a recovery that fast.

5. Female age 51 - severe food poisoning one session an evening of rest and back in class the next day.

6. Boy age 12 - ADHD 3 months of weekly sessions this was in 2004. His mother took him off medication ON HER OWN I do not advise or diagnose - she called me last week to say he's graduating.

### City Unknown”

“My 83-year-old mother has had glaucoma for several years. At least twice or three times per year her ophthalmologist will tell her that the pressure is up and he’ll need to do some procedure or put her on a drug. She calls me and tells me to treat her eyes with the SCIO before her re-check, which I do. The pressure is always down to normal when she returns to the office. The doctor is puzzled by this “unexplainable drop in pressure” which he observes. My mom just smiles and says, “See ya in six months.” This has become a source of amusement for the family.

I use the SCIO every week on myself. I was diagnosed with Stage 4 GIST (gastrointestinal stromal tumor) in December of 2001 and should have been dead 6 years ago. I took Gleevec for a time but did not tolerate the drug well. My oncologist wants me to try a new drug that has worse side-effects but I have resisted. I mainly use the Degenerative disease therapy on the SCIO, along with the Auto Therapies, detoxification, and bio-feedback. Most of my tumors are inactive according to PET-CT scans. There are some small “hot spots” in my intestinal tract but I remain symptom-free.

### City Unknown”

“In 2004 a beautiful 59 year old woman diagnosed by her doctor with breast cancer came to me to educate her on nutrition and give biofeedback for this condition as she refused the chemo and radiation treatments recommended by her doctor. She has been faithful with monthly biofeedback sessions (2 hour), antidote remedies made, and nutritional programs in place each month. Every visit she had with her doctor caught him off guard as he could not understand why she was getting better. Before leaving for Congress last April (2007) she called and said a pap smear was bad and she feared the cancer had returned. I checked in subspace and found no such information from her frequencies and told her so. Upon returning from Congress, a long message was on my machine (exactly three years from original diagnosis), the doctor told her she was completely cancer free and that he didn’t understand it, but found no trace of it on her tests. He advised she keep doing what she’s been doing.

### Tulsa, U.S.A.”

“I started out as a client of the device 7 1/2 years ago. My story is that I was diagnosed with Fibromyalgia & chronic Fatigue after a car accident in 1991. I took \$1500 worth of drugs a month, I could not function, I had horrible deep muscle pain, exhaustion that kept me from getting out of bed sometimes, and a severe depression that made me suicidal. I was under psychiatric care though I knew I was not crazy but I didn’t know what to do. The drugs turned me into a zombie and I just wanted to die to be free from the pain and misery, the side effects sometimes were worse than the pain but I kept at it, hoping something would work....I was only 39 years old! I began to develop the inability to use my left hand and right foot. I could not recall common words and my mouth would not want to work properly to form words sometimes. My doctors advised me to purchase a wheelchair as I was developing

signs of Multiple Sclerosis even though a brain CT showed no lesions and they told me there was nothing more they could do for me.

My medical doctors were giving up on me, I couldn't fathom it and I also couldn't accept it. An acquaintance of mine told me about the device and I drove 3 1/2 hours across my state to find the only practitioner around at that time. I had incredible results after the first session.

I was pain free for the first time in 10 years for two entire weeks. I was joyful, the depression had lifted, I began to sing again around the house and I wanted to go out and do things again. After a year of receiving sessions irregularly because of the distance, I decided I needed to have my own device in order to see if I could continue to help myself find a path to wellness that had been missing with this disease.

Now, 6 1/2 years later, I have had such incredible results with the device in my life and my family, including our family pets that I could not live without it. I no longer have Fibromyalgia nor Chronic Fatigue nor Depression. I do seek proper medical care when the need arises but my MD and I have a great relationship where she knows that I am proactive in my approach to health and she allows me room to de-stress my body first before resorting to invasive procedures. If it does not help me to use the device in an agreed upon time period, I agree to undergo her procedures. The only time I have had to do so is when my gallbladder ceased functioning and I had to have it removed surgically. I have been able to get off all prescription medication with the exception of thyroid glandular and my health has never been better. I'm 54 years old now and I look and feel like I'm ten years younger.

I had been using the device for 5 1/2 years when suddenly my VARHOPE scores dropped, my P/E Ratio went from normal to 80/50 and I began seeing stress related to thyroid cancer. I went to my doctor and had a scan done and we discovered a large mass under my jaw as well as 2 thyroid nodules, one the size of a pencil eraser, the other the size of a pin head. I had a thermogram done of the masses and the temperature increase between the normal tissue and the nodules was significant and I was sent to an oncologist who confirmed thyroid cancer. His immediate reaction was that he needed to remove at least the right lobe, possibly both lobes. I refused. I told him I wanted to see what I could do with nutrition and supplementation along with biofeedback for stress reduction and he was adamant that I did not have time to spare "wasting" it on things that don't work. I insisted that he was not going to cut into me until I knew I had at least tried. After approximately four months I went back and this time the biopsy showed no cancer cells and the nodules had begun to shrink. He said I had no more cancer. That was a year ago.

Oregon, U.S.A"

"First, I purchased it for personal reasons, never dreaming I'd be helping anyone else. In the mid-nineties I almost lost my life at a public school where my immune system became completely compromised from exposure to three kinds of toxic molds and to other man-made chemicals inside the building where I taught. Two of my colleagues died. Because I had always had such great health, I was the person who finally discovered what the problem was. The state health department came in and confirmed that we were all working in a "sick building". However, by the time I found the problem, I



was so sick I would never work again and have spent most of my life since in a virtual "bubble", isolated much of the time because any exposure to almost any chemical can be life-threatening.

Prior to purchasing the SCIO, my doctor had told me she could not help me and according to recent lab results, I probably did not have much longer to live. Eight months later, I was a new person, but I had another accident this past June 29. Driving with a friend in an open car, we chanced to pull behind a truck which was spewing diesel exhaust. For about five minutes, we were unable to pass. I went home, passed out, and woke up to find my husband trying to drag me out of bed so that he could clean me up as well as the bed. For about the 8th time since I became ill, I had gone into anaphylactic shock.

As soon as my husband realized I was critical, he hooked me up to the harness, to the ankle and wrist straps and put the human/animal pad on top of me and began to treat me. I am convinced that one action saved my life. Even though I had experienced another diesel exposure, resulting in a diagnosis of "chemically induced pneumonia" years prior, this experience last June was the worst. If it had not been for SCIO treatments I think I would have died.

Now, eight months later, I have managed to do away with all the pneumonia bacterium but one, and that is the worst. It is Klebsiella pneumonia. My doctor failed to diagnose the problem and thought I had developed COPD. I asked him to do a sputum test to CONFIRM WHAT I SAW ON THE SCIO. Sure enough, the sputum test identified the Klebsiella bacterium. I looked up Rife frequencies for that and intend to use those on the Therapy screen, along with other SCIO treatments and natural homeopathics, herbs and essential oils. My body is so reactive that I truly cannot take antibiotics, but I have made great progress again through regular SCIO treatments, plus attention to diet and natural means.

I helped my niece who developed ovarian cancer. She was so sick from her chemotherapy treatments that she could not get out of bed. With SCIO balancing, she sailed through her last series of treatments and even went back to work!. I referred her to an MD in her area, one who is also a biofeedback specialist. My niece decided to purchase the SCIO for herself and plans to study and help others because of the positive results she experienced. I have helped my diabetic brother. I helped a contractor who had worked doing remodeling for me. He had become a good friend.

### City Unknown"

"A 61 year old woman who was operated on for a benign tumor in her colon, 17 years ago, by a surgeon, who ended up puncturing her colon in two places, because he was very agitated on account of the fact that his son had tried committing suicide the night before he was to perform the operation.

In any event, after the operation, my client got acute toxemia and almost died twice. Afterwards, her intestines were plagued by adhesions so severe that they made it

practically impossible for her to defecate, to the point where she ultimately needed to undergo an operation for a colostomy.

She spent the next 15 years going from doctor to doctor, all to no avail. She has a full array of MRIs & CT scans to attest to the degree of pathology at various points during her illness & subsequent healing cycle.

She heard about me approximately two years ago and came in for an appointment, complaining about a pain in the region next to the appendix and one in the area around the pancreas.

We started the stress reduction session and, by the end of it, she claimed that she no longer felt pain in those areas.

After the next session, she later reported that the blocking from adhesions had lessened to the point she was finally able to have a bowel movement.

Subsequent sessions saw progressive benefits accruing, as attested by the MRIs and CT scans requested by her primary care physician, which showed, among other things, an appendix that was virtually normal, in every respect.

Though she is significantly better at this point, she has elected to have us continue working on other issues, to see how they, too, may well improve through the remarkable technology of stress reduction made possible through this device that you have brought into being.

City Unknown”

“My 85 year old friend had been diagnosed with prostate cancer and began normal / typical medical treatments that he was told would take five years to treat in order to be successful if at all. He came to me and asked for therapy of which I gave him six treatments over a six month period. Each time cancer appeared on the EPFX screen I "zapped" it, as well as providing a DNA therapy. The result came back this month. His doctor gave him a thorough battery of tests and couldn't find any cancer anywhere in his body. My friend told me that the doctor said he didn't know what happened to the cancer but it isn't there anymore.

City Unknown”

“Female about 55, with cancer and intense back pain. She was bent over, in intense pain and could not get comfortable to sit or do anything. In the middle of my therapy, she said she could not sit there anymore and jumped up and walked outside. Then she came back in and just sat down, with nothing being wrong. I said, "do you realize what you just did?" She was no longer in pain.

City Unknown”

“I am a female and when I was 16 I was at the Doctor for one of my first yearly check-up and Pap Smear. I received a call about a week later to come back, and they did another. It turned out I had extreme dysplasia or a pre-cancerous condition caused by human papilloma virus. I was very young, just barely sexually active and was going in for a biopsy. The biopsy found cancer starting to form on my cervix and the Doctor was scheduling me for surgery. I said I wanted to try something else first, and being a very open minded MD, she told me that she would love it if I could find another way. I

worked with the EPFX (QX version) on a regular basis and used homeopathy along with lifestyle changes (Diet). After 2 months there was no sign of any abnormal cells. I am 32 years old today and still have %100 healthy Paps. I have had many more, smaller health crisis change for the positive over the years by working with the EPFX. I can't even remember them all but I do know that the only time I have had to see an MD since I was 16 is for broken bones, cuts and car accidents.

City Unknown"

"Approx. Nine months after my first Scio purchase, I met a woman with several brain tumors. She had previously experienced lung cancer in 2003. In 2006 she was 70 and the cancer was in her liver, hip, lung and brain. So many tumors were in her brain that the radiation oncologist radiated only the largest one pressing on her cerebellum. She began seeing me weekly. I worked with rife frequencies, oxygenation, the client began Budwig diet and cleansing. She used an infrared sauna and a solaris blanket.

At the end of her radiation, her MRI showed no cancer anywhere. She has remained a client of mine and her scans remain cancer free. She had been given 6 weeks to live in 2006.

Her radiation oncologist became a client and sent me several patients.

City Unknown"

"At age 49, I was diagnosed with breast cancer. (I was 53 in December.) I had small tumors on both sides of my breasts and in one lymph node. Western medicine convinced me to go through chemo, radiation and now I am on arimidex, a hormone therapeutic drug to suppress the estrogen that stimulates tumor growth. Soon I hope to stop the arimidex. I am working on a deep seeded grudge attached to anger. I also work with essential oils. FABULOUS!

Female client was diagnosed with 3rd stage ovarian cancer and was going through her second round of chemo last summer. She was looking for support to strengthen her body from the tiring chemo treatments. Gardening was on her mind yet the chemo was keeping her on the couch.

I gave her 4 to 5 sessions during the course of her chemo treatments focusing upon the cancer programs. After her first session, she felt noticeably better. Continuing with the biofeedback, instead of feeling worse and worse after each treatment, she felt better and better. The kicker is this . . . her last scheduled treatment was canceled. After taking the procedural blood test, the oncologist at Dartmouth Hitchcock found her "numbers" in the healthy range.

Barre, VT"

"Over the years I have used the EPFX on numerous patients with numerous health complaints. I am a licensed acupuncturist and certified nutritionist.

A woman of 62 with long standing depression sought great relief with just one EPFX session.

A Vietnam vet with Hepatitis came to me for preventative measures and he left, for the first time in 30 years, without a bunch of voices clamoring in his head.

A man from Virginia came with a benign tumor on kidney. He was experiencing back pain but did not want surgery. The first thing that came up on the EPFX was "benign kidney cyst." After doing a series of programs, he felt an instant relief of pain and then decided to buy his own machine to help others.

A business woman so stressed out at work was going in circles. EPFX sessions greatly calmed her down and she said she hadn't felt so centered in years.

Annapolis, U.S.A."

"I'm a practitioner that uses biofeedback daily in my practice. I also use it on family, friends, and myself. I started using it on myself in Aug of 2007. I was told my doctor that I had a large tumor on my thyroid and the only thing I could do was to have it removed along with my thyroid, or I would not be able to breathe or swallow. Well it is now Feb of 2008, and my tumor is down to almost nothing, with only using the biofeedback weekly and natural supplements. I will continue to use it for myself and grandchild as they grow and need a little help with their health.

Indiana, U.S.A."

"I have a client who was diagnosed with double scoliosis. She is 53 years old and has been a ballet dancer during her childhood years. She is 5'10" and weighs 135 lbs. Since I have had sessions with her (once per month for 12 months) she is not experiencing any pain in her back. She can do physical activity without feeling any pain. She is now participating in the P90X exercise program and is becoming stronger every day.

I have another client who is a female, 60 years of age average weight and height. She had been feeling pain in her neck and shoulders from stress related activity. After our sessions, she feels taller and pain free. We have also used the anti aging biofeedback therapy with amazing results. Her skin has visibly changed and she is delighted with the results.

Client who underwent cancer chemo therapy and reconstructive surgery. She is a female aged 42 average height and weight. She was diagnosed with breast cancer. I saw her after her chemo therapy and initial reconstructive surgery. She asked me to use the biofeedback therapy for hormone balancing because her hormone levels were very low. It took 2 sessions before we could get a rectification. However, her monthly cycle has returned to normal. We also had some amazing results with her second reconstructive surgery. I had a session with her the day before and 3 days later. She felt no pain and was able to go on interviews 2 days after her surgery. She was absolutely amazed since she could gauge the difference between the first and second operations'

results with and without the SCIO.

City Unknown”

“I have a client; he was 78 years old when he came to me. He was 330lbs and 5’8”, nice man, he takes pride in the fact that he is a great cook and never leaves a crumb. Needless to say, we had several conversations about our diet, portion size and he did finally seek the advice of a licensed professional to help him with that. He also joined the YMCA and began to swim after he lost his first 30 lbs, and decided he may live awhile. When he came to me, his doctor had told him to go home and do whatever he wanted to do, he was a time bomb and could go at any time from his heart, one dead kidney and the other was only functioning at 30%, diabetes or a stroke, he had had over 30 mini’s. When this man made urine, he said it was dark brown and experienced constant kidney pain. The actual reason I began working with him, was that he had three broken ribs caused by a fall. After my first session with him, he was breathing with no pain and sleeping through the night. He had to get up to go to the bathroom every couple of hours, so when he woke up in the morning after a full night’s sleep, he called to tell me how he hadn’t believed a little bit of energy could do anything to help him, he was even still out of pain. Would I please come back again soon to see what else his body would do that he didn’t know it was capable of? Well, that was in the spring, and after three sessions, he planted the 130-plant garden all by himself for the first time in years, with no help from his wife. By midsummer, he walked to his neighbors, and totally blew them away. One last thing, he had a fatty tumor that several doctors had refused to remove for over 30 years, it was the size of a softball, that tumor is gone today. So many wonderful things happened with this client, I could go on and on, but you get the picture of what a wonderful needed device this is. By the way the doctor was amazed that the kidney wasn’t really dead after all, must have been faulty testing.

City Unknown”

“I had a client who came to visit my office in the summer of 2007. She had recently been diagnosed with Stage 3 cancer of the breast. She used QXCI to balance stress for 3 months. She then had a mastectomy, tummy tuck and boob job. Although, her surgeon had planned on chemo and radiation, after examining her tissue, they said that her chance of recurrence was only 9% and would therefore not require any chemo or radiation. My client was elated. She attributed this success to dietary changes and the balancing on the QXCI.

Birmingham, AL”

“I have owned the EPFX/SCIO device for 18 months. A couple of years before purchasing the device, I was diagnosed for the second time with a primary breast cancer and underwent surgery and chemo therapy. A year later, upon recommendation, I had my ovaries removed. All of these changes in my body created a very stressful unbalanced system.

The EPFX/SCIO device has helped me identify what areas in my body were out of balance and given me specific ways to correct those imbalances both by using the

device and by using supplements and adjunct therapies. In addition, I have used the device with three family members who have seen their symptoms improve after having SCIO sessions with me. One of them was in a car accident and had a lot of pain and digestive problems. These symptoms are now completely gone. Each time my six year old son becomes ill (like with a cold, headache, stomach ache, etc), I run a session on him. Since working with him, the symptoms of his illnesses diminish more rapidly and he just doesn't get as ill any more.

My husband has suffered from bowel trouble and back pain. These symptoms have also gone away since I've been working with him using the device.

City Unknown”

“Age 70, female, Psychologist. Diagnosed with Breast Cancer. She did undergo chemotherapy and radiation sessions with her physician. However, by working on her with the EPFX for Cancer, Emotions, Nutrition and coaching her regarding her lifestyle choices, she was the ONLY patient out of the 9 whom she went into the chemo and radiation sessions with each time, DID NOT lose any hair, have nausea or experience fatigue!! She is Cancer free.

Georgia, U.S.A.”

“Age 47, female. **Sciatic/lower 4&5 lumbar discs, cancer.** After first session, Dec 5/06, she noticed that her kidney and bladder improved and wasn't up at night. After two sessions, she reported on Dec 19/06 that she had less pain. After three sessions, she reported on Dec 27/06 that she was able to take less pain medication. Her 6 sessions were completed in January 8/07. She reported in February 2008 that this was the only therapy where she saw improvement in her health, would like to come back for more therapy but doesn't have the money right now due to cancer fighting hyperbaric chamber oxygen treatments.

City Unknown”

“Female 58 years old, had been diagnosed with lung cancer by her licensed medical doctor prior to her visit with me.

She understood that EPFX sessions do not cure the cancer but can put her body at stress free level - if she decides to - and then her body could fight at its best :

- 1- the side effects of medical treatment
- 2- the underlying possible emotional reasons
- 3- the underlying possible physical or physiological reasons : toxins, fungus.....

Then, she accepted to receive EPFX sessions.

After few months of medical treatments and EPFX sessions her doctor believes that she was unusually strong and her healing was above his expectations compare to other patients. So healing have occurred.

Montreal, Canada”

“Male, Age 49, Perryville, Missouri, USA, 4 EPFX sessions in 2005.

Presented with extreme stress and pain associated with second episode of lung cancer. Good attitude but significant pain in area where lung had been removed (upper right lobe) as tumor had reappeared in same area following surgery.

Unable to find relief of pain and continued stress.

No significant pain relief using prescribed medications.

After each EPFX session pain level dropped from level 8-9 to level 3.

Able to continue working with much less pain detected.

Able to support social activities with children and spouse.

Decided to undertake additional chemotherapy and radiation.

Traditional cancer therapy procedures proved successful, rapid recovery.

Individual survives as of February 2008.

Greater joy and satisfaction expressed.

Overall vitality returned, able to work with little discomfort.

City Unknown”

“I have been a Biofeedback Technician now for approx. 3 years and I have seen well over 500 clients during that time. I can honestly say that every person that I have seen has had some positive results from the rebalancing done with the device.

I am currently working with a General Practitioner MD here in Alexandria, La. and have been working with numerous patients that she referred to me. Several of my clients were cancer patients and each have seen improvements in their conditions. One patient was completely emotionally broken after going through her radiation treatments and surgery. She was on a regular daily dose of nerve meds. and was on the verge of having a nervous breakdown when I met her. Within approx. 3 weeks and approx. 3 sessions, she called me and told me that "I am not 100% yet but I now feel that I can make it". She has been able to regain her life and emotionally begin to deal with some childhood traumas and situations.

I also have been working with another cancer patient that has pancreatic cancer that surgery was not an option for. He just recently received his best test results and is now "stable". He was originally given basically no hope by an MD. I am also working with his son who was diagnosed schizophrenia and has been doing therapy for approx. 8 months now. He has now started working again and claims that the device and therapy done is the only thing that has ever helped him. His family continually tells me that it is so nice to "have him back". He is not 100% but he has improved greatly since he began doing sessions with the EPFX.

Alexandria”

**“Ovarian Cancer**



About two years ago I did some work with a woman who had invasive ovarian cancer. Along with her biofeedback sessions, she worked to improve her diet and used FAR (infrared) therapy to improve her condition. Three months after I first saw her she returned to her doctor, because there was a surgery scheduled. She asked that another MRI be done before the surgery, but it was refused. When the surgeon "opened her up" he found that the cancer had completely dissolved.

### **Winnipeg, Manitoba"**

"Three years ago I was diagnosed with prostate cancer and subsequently underwent an operation for its removal, and also underwent radiotherapy. Unfortunately, at the beginning of this year the psa level in my blood went up alarmingly and at that time I consulted a clinic, with a view to having an analysis on the SCIO device. At the outset I was rather skeptical of its use; but when I was given the analysis I was amazed at the personal knowledge the device put out. Consequently, my practitioner advised on various things that I should do to try and reduce the likelihood of the cancer getting hold. With the help of my medical consultant and following the advice given, I am very pleased to say that the blood test that I had in April showed an almost zero figure for psa. I have continued to follow the advice and now hope that further blood test will show the same low psa count. I still don't know how the machine can do what it does, but the advice given as result of the analysis and therapy given certainly seems to have worked."

City Unknown"

### **"PS Cancer**

This 63-year-old woman was diagnosed with leukemia at age 23 with a prognosis of death in 6 months. Throughout her life she had repeatedly been diagnosed with various kinds of cancer, had many types of radiation and chemotherapy. At the onset of the EPM sessions, she had recently been moved to an assisted living facility with an inoperable back tumor, suspected abdominal tumors, and a variety of other physical symptoms including residual effects from a stroke, diabetes, obesity, and depression. She denied the use of any additional chemotherapy or radiation. The prognosis was not good and she started having a series of TIAs (mini strokes).

At the onset of her EPM therapy, we worked on the depression as well as balancing her basic body functions. She got some relief from the depression and started actively participating in the sessions and doing mental self-management between sessions.

The TIA's continued and the practitioner would check on her by phone. Hearing slurred speech was a good indicator of another TIA and a short session to balance the brain function corrected the speech generally within an hour or two. These sessions were primarily subspace with an occasional session where the client was present.

After basic stabilization, work was done on the cancer miasm. This was indicated by the fact that the client's mother had died of cancer when the client was 15. After the miasm

stabilized, the client made better progress in regaining function and balance.

She still has significant physical issues and is more self-managing and balanced. Her quality of life has improved significantly and she is an active participant in the social life of the facility and is now able to even travel outside of the facility.

City Unknown”

### **USUAL or CUSTOMARY TREATMENT PLAN**

Degex; Degex Liquescent; Fatty Acid Liquescent; Vitamin C Powder; Vitamin A:

Circulation sluggish, fatness and general tendency to put on unhealthy looking flesh, lazy disposition, glandular swellings, PHYTOLACCA (high potency) dialy. Dejected appearance, sallow or yellow complexion, unhealthy state and color of skin; exhausted feeling, tired; constipated and generally irritable, HYDRASTIS CANADENSIS (high potency). Thin, irritable, anxious, frightened, despondent, small appetite, poor digestion; with serious trouble in the abdomen, ARSENICUM ALBUM, (high potency). If there is burning pain in the abdomen, give an extra dose daily for a week or two. Of the bone; CALCAREA FLUORICA, HECLA, or PHOSPHORUS daily. Of the breast; CONIUM MACULATUM (high potency) dialy. Of the breast or other parts with a bluish appearance, LACHESIS (high potency) dialy. Of the ligs, LAPIS ALBUS and CONIUM (high potency). Of the liver, CHELIDONIUM MAJUS, CHOLESTERINUM (high potency) daily. Of the liver and General Dropsy, CARDUUS MARIANUS (high potency). Of the liver with bloody diarrhea, NITRICUM ACIDUM (high potency) dialy. In the throat, VIOLA ODORATA. One pint of boiling water should be poured on to about two dozen of the fresh leaves of the sweet scented violet and allowed to stand twelve hours. Moisten a compress thoroughly with this and apply externally to the throat and neck area. (Use VIOLA ODORATA TINCTURE, a teaspoonfull to a 1/2 pint of freshly boiled water, then cool). Of the tongue, KALI CYANATUM (high potency) dialy. Fatty tumors, in any part of the body, THUJA OCCIDENTALIS, gradually increasing to 1M potency. Hard knotty growth in the breast, CALCAREA FLUORICA, gradually increasing to 1M potency. PHYTOLACCA is also a remedy for this type of cancer. Which bleeds black, stringy blood, CROCUS SATIVUS (high potency). Which bleeds frequently, NITRICUM ACIDUM (high potency). With burning, shooting or stinging pains, LAPIS ALBUS, APIS MELLIFICA, or ARSENICUM ALBUM, VIOLA ODORATA (high potencies), and apply externally (see above). With much or little bleeding, CALENDULA (high potency) daily. In suggesting the above remedies it must be noted that every cancer case, like all other cases, must be most carefully considered and

taken on its own special symptoms. The following are all remedies used in cancer treatment. Reconsider the case every week.

ARSENICUM ALBUM, CALCAREA FLUORICA, CALENDULA, CARCINOSINUM, CHELIDONIUM MAJUS, CHOLESTERINUM, CONIUM MACULATUM, CROCUS SATIVUS, CUNDURANGO, IRIS VERSICOLOR, KALI BICHROMICUM KALI CYANATUM, HYDRASTIS CANADENSIS, LACHESIS, LAPIS ALBUS, NITRICUM ACIDUM, PHOSPHORUS, PHYTOLACCA, SILICEA, SYMPHYTUM, THUJA OCCIDENTALIS, VISCUM ALBUM, and there are others also which are for cancers of various types.

Cancer is NOT curable by any one remedy \_ Many are necessary to meet the various stages and symptoms in every case \_ hence the great necessity to very closely watch and medicate most carefully and study every detail to ensure selecting the remedy which absolutely answers to the symptoms. IN EARLY ALL CASES OF CANCER \_ CARCINOSINUM \_ (high potency) is given twice weekly. DO NOT GIVE ANY OTHER REMEDY ON THE SAME DAY.

SEE CANCER HOMEWORK TREATISE it was suggested to be handed out with each patient.

## **SCIO TREATMENT SUGGESTED**

**Color** - set patient's favorite if desired, or choose color by chakra that is deficient

**Cosmic:** set 1 for physical body, 2 for astral, 3 for etheric, 4 for mental, 5 for cosmic, 6+ for other

**Magnetic Method** - 1+10 is universal, 7 for detox, 8 for regrowth of new tissue, 3 for injury, 2 for metabolic correction, 5 for inflammation, 6 for infection, 9 for psych stress, 2 for energy stimulation, 4 for immune stimulation

**Frequency** - 1k-10k, 555hz, 333hz, 500--1500hz

Cancer therapy for 30 min once a month in early stages once a week in later stage.

Scalar for 30 min once a month in early stages once a week in later stage

Trivector for 10 min once a month in early stages once a week in later stage

## **Discussion:**

The results show significant improvement in symptoms and feeling better. The Collective results show a dramatic benefit to the SCIO therapist visit. There are most significant results when the SOC index is below 80. So the behavioral medicine component of the cases is of primary concern. When there was little chemotherapy and or radiation there was also significant results. This indicates that the QED component of the SCIO system is quite possibly an excellent therapy for small cancers in healthy people. The policy of good not bad fatty acids, and good not bad sugars also has significant capacities for future consideration. The SCIO therapy coupled with good nutritional, homeopathic, and behavioral medicine has sound intellectual and scientific potential for helping patients.

--- BIBLIOGRAPHY ---

**BOOKS**

1. **An Advanced Treatise in Quantum Biology.** The Staff of Maitreya, Ltd. *Acad. Press*, 1989.
2. **Towards a Bio-Quantum Matrix.** The Staff of Maitreya, Ltd. *Acad. Press*, 1992.
3. **Quantum Biophysics.** The Staff of Maitreya, Ltd. *Acad. Press*, 1993.
4. **Quantum Vibrational Medicine.** The Staff of Maitreya, Ltd. *Acad. Press*, 1993.
5. **Quantum Quality Control.** The Staff of Maitreya, Ltd. *Acad. Press*, 1993.
6. **Experimental Evidence for Homeopathy.** The Staff of Maitreya, Ltd. *Acad. Press*, 1992.
7. **Experimental Evidence for Homeopathy II.** The Staff of Maitreya, Ltd. *Acad. Press*, 1992.
8. **A Complete Guide to Pediatric Symptoms, Illnesses and Medication.** H. W. Griffith, M.D. *Body Press*, 1989.
9. **Disease Dictionary (Nelson)** The Staff of Maitreya, Ltd. *IMUNE. Press*, 1993.

**ARTICLES AND STUDIES**

1. **A Practical Definition of Homeopathy.** Maitreya of Magyar; 1993.
2. **Full Spectrum Micronutrient Treatment of Bacteria (Homeopathic Treatment of Bacterial Infections).** Maitreya of Magyar; 1985.
3. **Homeopathic Stimulation of White Blood Cell Motility as Analyzed under the Microscope (A Proposed Mechanism for Homeopathic Immuno Stimulation).** Maitreya of Magyar; 1988.
4. **A Short Review of Fatty Acids in Treatment of pH Disturbance.** Maitreya of Magyar; 1985.
5. **A Clinical Study of Glandular Efficacy.** Maitreya of Magyar; 1984.
6. **Homeopathic Treatment of Pain.** Maitreya of Magyar; 1990.
7. **Proteinuria.** Maitreya of Magyar; 1984.
8. **International Medical Journal of the Science of Homeopathy,,** IMUNE PRESS